



Bracke P12.a Planter

The Bracke P12.a is intended for planting in warm, dry conditions. It is suitable for plantation forestry, e.g. eucalyptus plantations. The Bracke P12.a can perform the entire scarification and planting process, or solely planting.

New seedling carousel

The P12 is equipped with our new, bigger, seedling carousel. Instead of the 62, 72 or 88 seedlings the old carousel could be loaded with, the new carousel takes no fewer than 196 seedlings resulting in a significant increase in production.

Irrigation and fertilization

Integrated systems for irrigation and fertilization are available as optional equipment for the Bracke P12. Irrigation is achieved either by water gel or with water through the planting tube. Fertilization is by granulated fertilizer via two tubes located on each side of the planting tube.

Function

The Bracke P12.a makes a planting spot at the bottom of a hole. The hole is formed by a specially designed foot; the seedling is placed in the bottom of the hole and, if the P12

is equipped with fertilization, granulated fertilizer is released at the same time through two separate pipes. Irrigation is achieved either using water gel while planting is in progress, or by water administered around the seedling during planting.

To achieve a good planting spot, the soil must be loosened. This can take place beforehand using some kind of scarifier, such as a ripper. The Bracke P12.a can be fitted with a sub-soiler to loosen up soil with the planter at each planting spot.

Control system

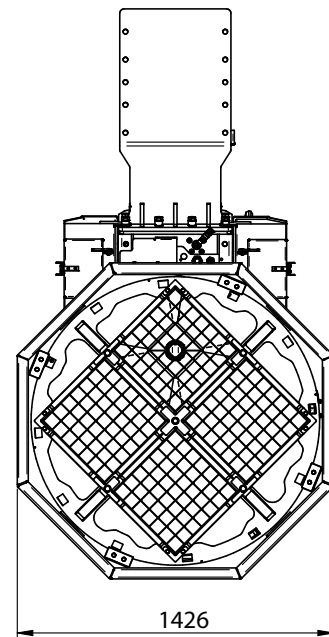
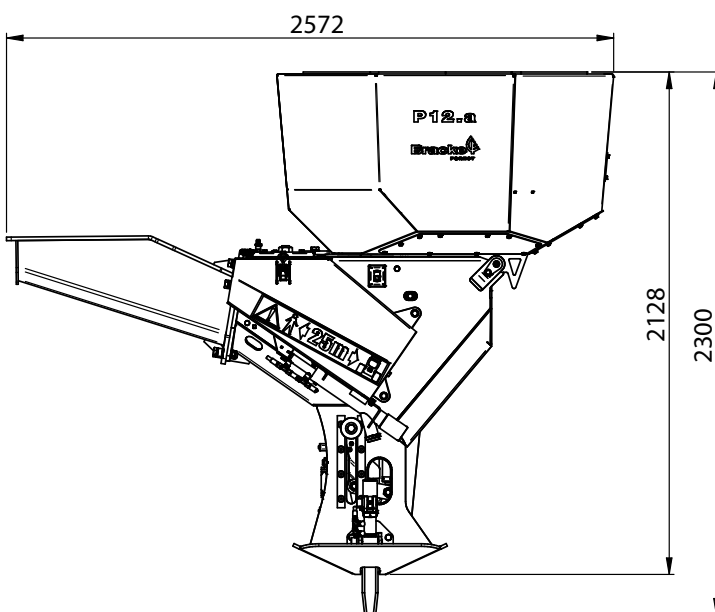
All functions are controlled from the driver's cab using the system computer. The operator receives information such as plant pipe mode, the number of seedlings left in the tray, water consumption, etc. via the display in the cab. Planting depth, compaction, and other variables are easily adjusted via the display. The control system stores operating data such as the number of seedlings planted, working hours and production per hour. The display also includes diagnostics tools such as a list of disruptions and troubleshooting functions.

Technical data

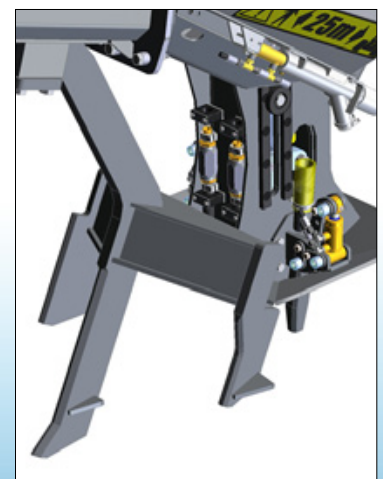
Prime mover	Excavator 16–20 metric tons
Weight	1,100 – 1,500 kg depending on equipment
Hydraulic pressure	150 bar
Hydraulic flow	125 l/min
Seedling carousel	196 seedlings
Electrical system	24V
Accessories	Irrigation system Fertilizer system Scarification equipment



Display for settings and control of the planter.



The Bracke P12.a has a low planting point.



Sub-soiling tool for ground preparation