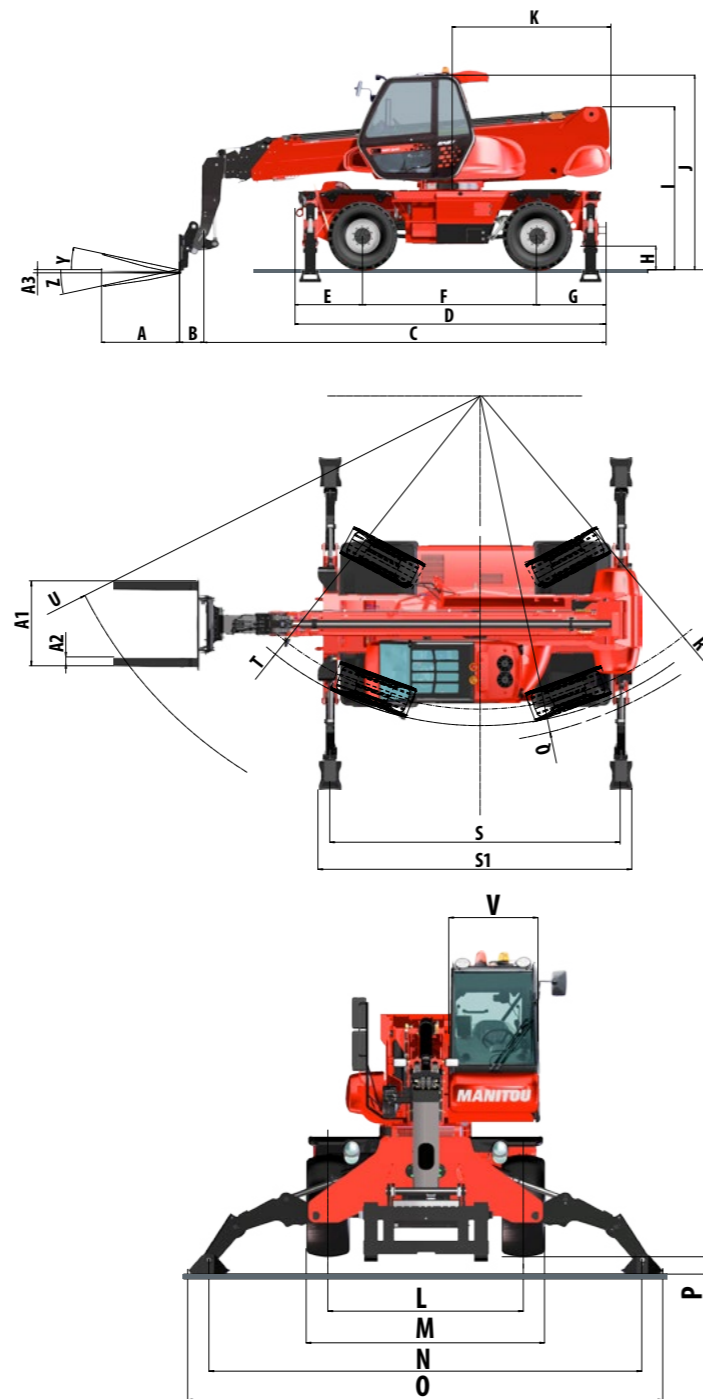

TECHNICAL DATA SHEET

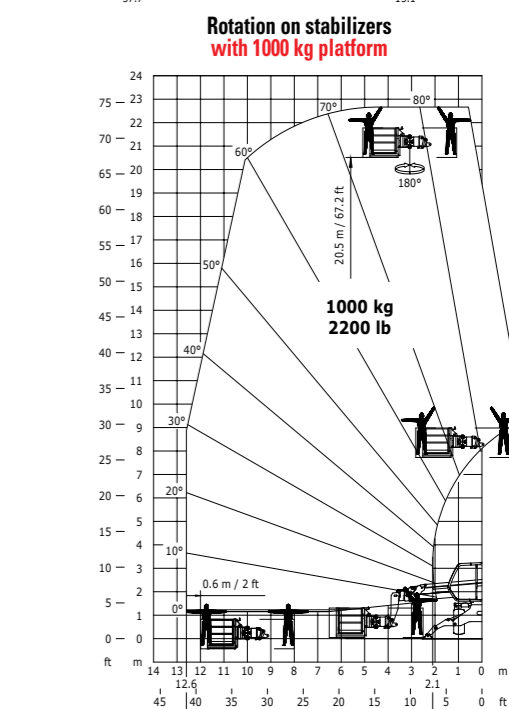
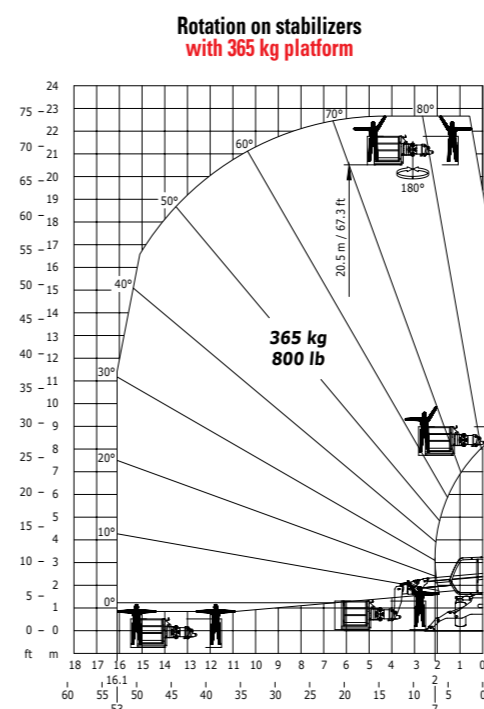
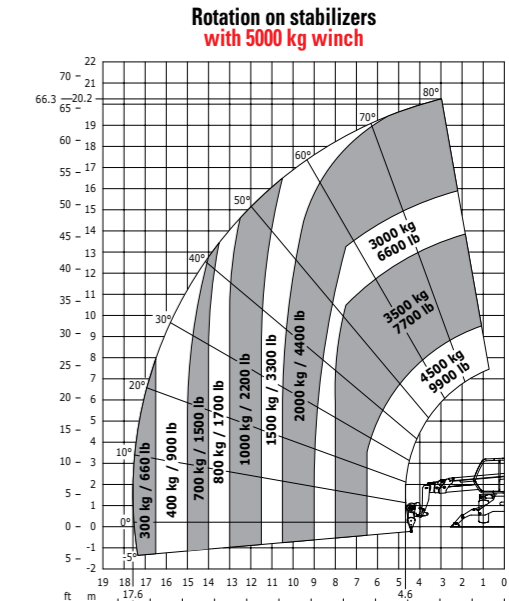
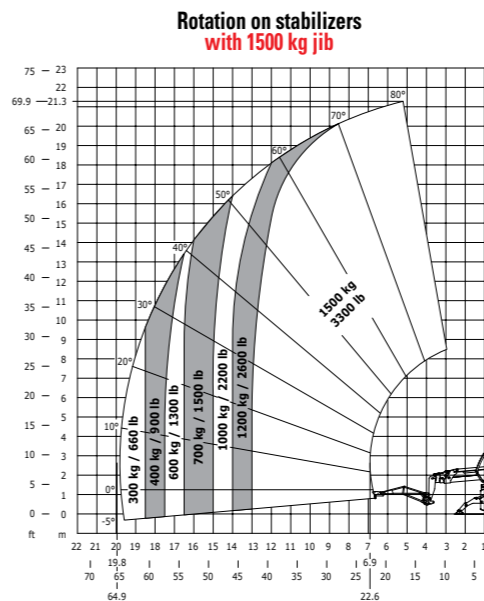
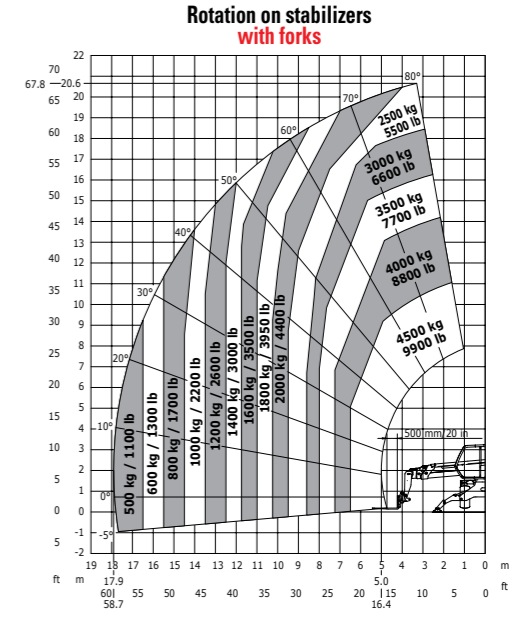
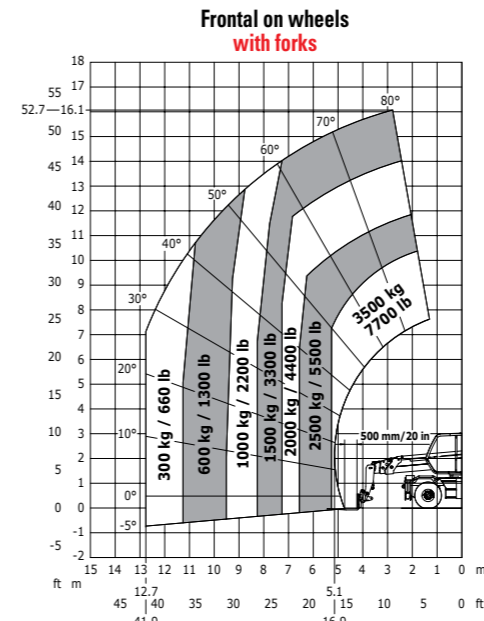
MRT2145 *EASY*
Manitou Telescopic



MRT 2145 Easy	
Lifting	
Max. capacity at 500 mm LC	4500 kg
Max. lifting height	20.60 m
Max. outreach	17.90 m
Tyres	18-19.5 MPT-03 TL
Stabilizers	spider type simultaneously or individually controlled
Rotation through 400° (360° in option)	turret mounted on a double slew ring with internal gearing slewing system with negative brake
Braking	
Service brake	oil bath multiple-disc brakes hydraulically assisted on both axles
Parking brake	negative parking brake
Engine	PERKINS
Type	854F-E34TA (STAGE 3B / INTERIM TIER 4)
Displacement	4 cylinders - 3.4 liters
Power	102 HP/75 kW
Max torque	420 Nm at 1400 rpm
Batteries	12 V - 120 Ah
Laden drawbar pull	7900 daN
Gradeability	44.5 %
Transmission	Hydrostatic DANA 367
Drive wheels	4 wheel drive
Steering mode	4 wheel steer - 3 steering modes
Max. travel speed (may vary according to applicable regulations)	37 kph
Controls	2 multi-function joysticks
Hydraulics	
Hydraulic pump	115 l/min – 270 bar gear pump
Capacities	
Hydraulic oil	150 l
Fuel	130 l
Unladen weight (with forks)	14530 kg
Dimensions	
Overall width	2.50 m
Overall width (stabilizers lowered)	4.90 m
Overall height	3.02 m
Overall length to carriage	6.59 m
Turning radius (over tyres)	3.60 m
Ground clearance	0.32 m
Standard forks (length x width x thickness)	1200 x 125 x 50 mm
Safety	load state monitoring system - (crane norm) attachement recognition system (E-Reco) ROPS FOPS level II standard cab
Noise and vibration	
Noise at driving position (LpA)	78.6 dB
Environmental noise (LwA)	105 dB
Vibrations to whole hand/arm	< 2.50 m/s ²



mm	MRT 2145 Easy	mm	MRT 2145 Easy
A	1200	L	2040
A1	1320	M	2500
A2	150	N	4538
A3	50	O	4900
B	310	P	220
C	6280	Q	4625
D	4711	R	3410
E	990.5	S	4361
F	2730	S1	4711
G	990.5	T	3600
H	320	U	5520
I	2510	V	950
J	3019	Y	10°
K	2702	Z	107°



This brochure describes versions and configuration options for Manitou products which may be fitted with different equipment. The equipment described in this brochure may be standard, optional or not available depending on version. Manitou reserves the right to change the specifications shown and described at any time and without prior warning. The manufacturer is not liable for the specifications given. For more information, contact your Manitou dealer. Non-contractual document. Product descriptions may differ from actual products. List of specifications is not comprehensive. The logos and visual identity of the company are the property of Manitou and may not be used without authorisation. All rights reserved. The photos and diagrams contained in this brochure are provided for information only.



Your MANITOU dealer



Head office:

B.P. 249 - 430 rue de l'Aubinière - 44158 Ancenis Cedex - France

Phone.: +33 (0)2 40 09 10 11 - Fax: +33 (0)2 40 09 10 97

www.manitou.com

