

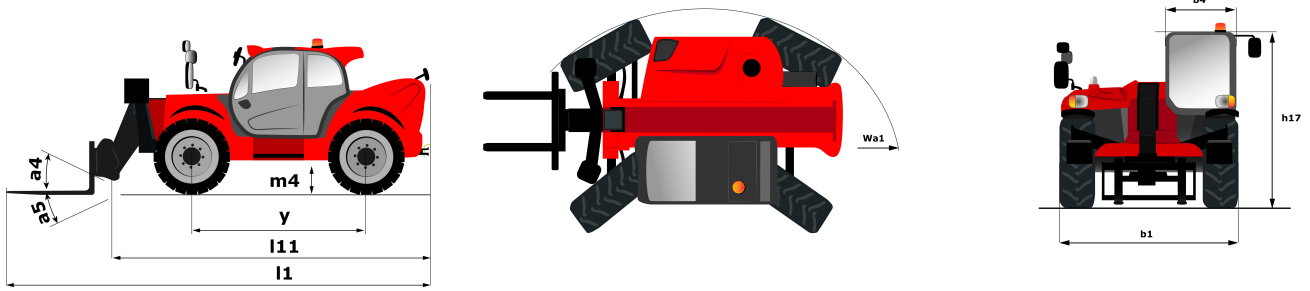
Technical sheet :

MT 1440 HA



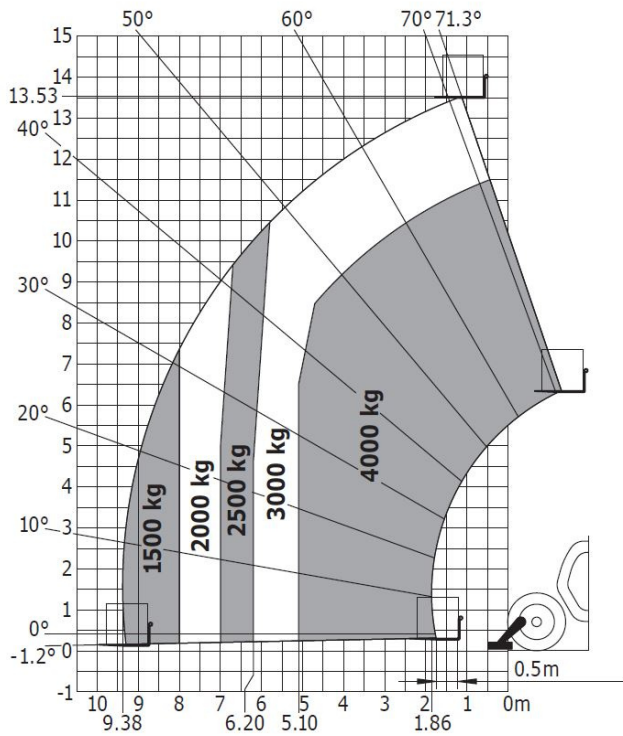
| Capacities | | Metric |
|--|-----------|---|
| Max. capacity | Q | 4000 kg |
| Max. lifting height | h3 | 13.53 m |
| Max. Reach | l4 | 9.46 m |
| Breakout force with bucket | | 8150 daN |
| Weight and dimensions | | |
| Overall length to carriage | l11 | 6.13 m |
| Overall width | b1 | 2.37 m |
| Overall height | h17 | 2.45 m |
| Wheelbase | y | 3.07 m |
| Ground clearance | m4 | 0.37 m |
| Overall cab width | b4 | 0.89 m |
| Tilt-up angle | a4 | 12 ° |
| External turning radius (over tyres) | Wa1 | 3.97 m |
| Unladen weight (with forks) | | 11200 kg |
| Tyres type | | Pneumatic |
| Standard tyres | | Alliance 400/80 - 24 - 162A8 |
| Forks length / width / section | l / e / s | 1200 mm x 125 mm x 45 mm |
| Performances | | |
| Lifting | | 14 s |
| Lowering | | 14 s |
| Extension | | 19 s |
| Retraction | | 15 s |
| Crowd | | 5 s |
| Dump | | 5 s |
| Engine | | |
| Engine brand | | Perkins |
| Engine norm | | Stage IV / Tier 4 Final |
| Engine model | | 854F-E34TA |
| Number of cylinders / Capacity of cylinders | | 4 - 3400 cm ³ |
| I.C. Engine power rating - Power (kW) | | 100 Hp / 75 kW |
| Max. torque / Engine rotation | | 430 Nm/m @ 1600 tr/min |
| Drawbar pull (Laden) | | 8000 daN |
| Transmission | | |
| Transmission type | | Hydrostatic |
| Number of gears (forward / reverse) | | 4 / 4 |
| Max. travel speed (may vary according to applicable regulations) | | 24.9 km/h |
| Parking brake | | Automatic Negative Hand-brake |
| Service brake | | Oil-Immersed multi-discs braking on front axles |
| Hydraulics | | |
| Hydraulic pump type | | Gear pump |
| Hydraulic flow / Pressure | | 170 l/min / 270 Bar |
| Tank capacities | | |
| Engine oil | | 135 l |
| Hydraulic oil | | 135 l |
| Fuel tank | | 140 l |
| DEF tank capacity | | 12 l |
| Noise and vibration | | |
| Noise at driving position (LpA) | | 78 dB(A) |
| Noise to environment (LwA) | | 103 dB(A) |
| Vibration on hands/arms | | 2.5 m/s |
| Miscellaneous | | |
| Steering wheels (front / rear) | | 2 / 2 |
| Drive wheels (front / rear) | | 2 / 2 |
| Safety / Safety cab homologation | | Standard EN 15000 / Cab ROPS - FOPS Level 2 |
| Controls | | JSM |

Dimensional drawing

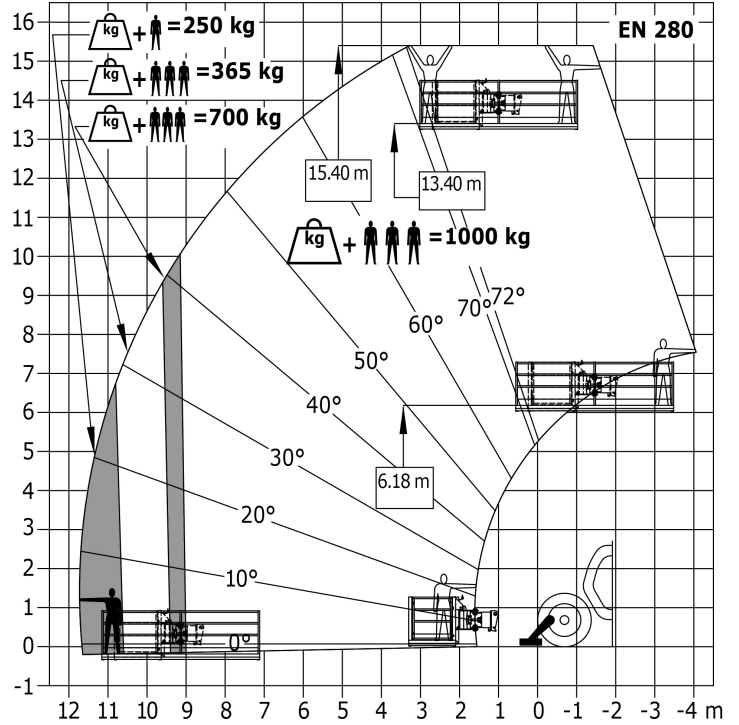


Load chart

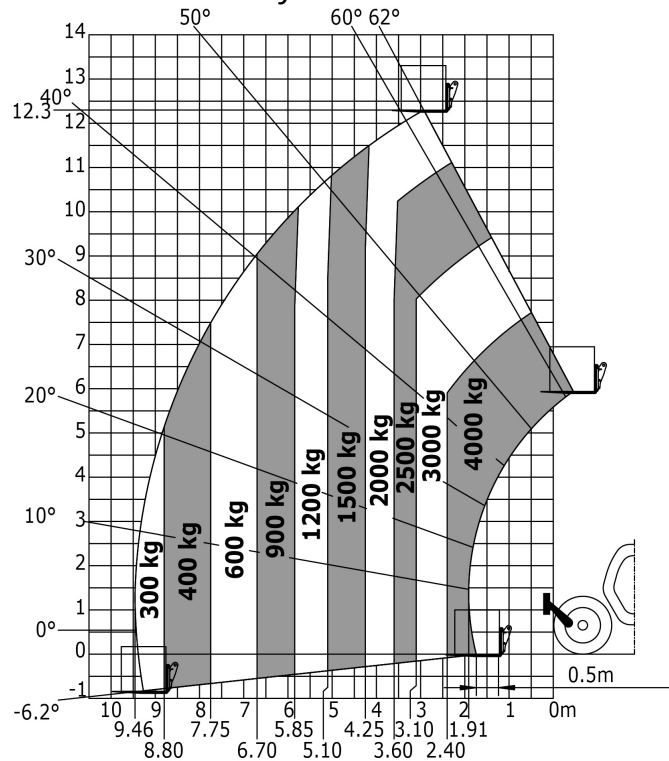
Machine on stabilizers with forks Metric



Machine on stabilizers with Man basket Metric



Machine on tyres with forks Metric





Siège Social

430 rue de l'Aubinière - 44150 Ancenis Cedex - France

Tel: +33(0)2 40 09 10 11 - Fax: +33 (0)2 40 09 10 97

www.manitou.com



This brochure describes versions and configuration options for Manitou products which may be fitted with different equipment. The equipment described in this brochure may be standard, optional or not available depending on version. Manitou reserves the right to change the specifications shown and described at any time and without prior warning. The manufacturer is not liable for the specifications given. For more information, contact your Manitou dealer. Non-contractual document. Product descriptions may differ from actual products. List of specifications is not comprehensive. The logos and visual identity of the company are the property of Manitou and may not be used without authorisation. All rights reserved. The photos and diagrams contained in this brochure are provided for information only.

MANITOU BF SA - Limited company with board of directors - Share capital: 39,668,399 euros - 857 802 508
RCS Nantes