




ATTACHMENT CATALOGUE - MARCH 2016





High performance machines with homologated attachment give **THE solution that improves working output, safety and user comfort.**

To be accepted as a Manitou solution, every attachment has to succeed very rigorous tests.



- ▶ Heat and hydraulic balance
- ▶ Stability test (Load chart)
 - ▶ Stress analysis
 - ▶ Risk analysis

Internationally recognized for its presence in 120 countries, Manitou offers a wide range of dedicated solutions well known for their reliability and robustness. With its strong expertise in **agriculture, construction and industry**, Manitou attachments are developed to meet professionals' most demanding expectations.

From buckets and jibs to clamps and platforms, asking for Manitou attachments is way more than asking for **THE best solution**. It is the assurance of having the highest level of safety while performing daily works.

SUMMARY

INDEX	4
ON-FORK HANDLING SOLUTIONS.....	5
BUCKET RANGE	21
CLAMP RANGE	45
FORK & GRAB RANGE	53
JIB & CRANE RANGE	61
PLATFORM RANGE.....	77
SKIP RANGE.....	97
SWEEPER & CLEANER RANGE	103
WINCH RANGE	109
MINING SOLUTIONS.....	113
NOTES	126



Index

AERIAL JIB 1	92	PBA NEW	19
AERIAL JIB 2	93	PBE.....	50
BB.....	98	PBG 2x2 -Super Compact- ..	47
BMC	22	PBG 2x4 -Classic-.....	48
BRB	106	P2BG 2x4 -Intensive-	49
BSB	24	PC.....	70
CAF.....	12	PC - HD.....	71
CB4x1.....	26	PFB.....	6
CBA - Agricultural	28	PFB (+/90°)	8
CBA - Environment NEW ..	30	PFB LB.....	9
CBA - High Capacity	31	PFB SS NEW	10
Agricultural		PFB SS LB NEW	11
CBC	32	PH.....	120
CBG - Environment	38	PO.....	72
CBG - FO	36	PSC NEW	52
CBG - MS	34	PSE.....	80
CBG - MS - High Capacity ...	39	PT	74
CBR	40	PT - Expandable.....	73
CGD.....	42	Raised Expandable	88
CH.....	118	Platform	
CLBS	46	RF/P NEW	91
CRS	25	Rib Handling Platform NEW	87
FB NEW	54	SCC NEW	104
FFGR	56	SHB NEW	44
FMG	58	SHG.....	60
GL.....	100	SYSTEM 3D.....	94
HBB	62	TFF	7
IC	18	TFF CN	8
JE	68	TFF - HD floating fork NEW	14
MBC 2x3	51	positioners	
NAC NEW	78	TFF - HD fork NEW	16
NAC - Expandable NEW ...	82	positioners	
Platform		TH.....	116
NAC ARG	89	TH - Slim.....	114
NAC - Deep NEW	90	Tunneling Platform	121
Extendable Platform		Underground Mining	122
NC	84	Platform	
NC-IT NEW	86	VHPC.....	108
P	64	WINCH	110
P - Heavy Duty.....	65	WINCH HD.....	112
P - Extension	66		

ON-FORK HANDLING SOLUTIONS



Tilting Forks Carriage (PFB).....	6
Floating Forks Carriage (TFF).....	7
TFF Carriages With Levelling (TFF CN).....	8
Tilting and Slewing Fork Carriage (PFB +/-90°)	8
Tilting Forks Carriage + Load Backrest (PFB LB)....	9
Tilting Forks Carriage + Side Shift NEW	10
(PFB SS)	
Tilting Forks Carriage + Side Shift NEW	11
+ Load backrest (PFB LB SS)	
Hydraulic Floating Fork Positioner (CAF).....	12
TFF - HD Floating Fork Positioners NEW	14
TFF - HD Fork Positioners NEW	16
Competitive Carriage Interface (IC).....	18
Kerb Driver (PBA) NEW	19





TILTING FORK CARRIAGE



- *Efficient handling solution.*
- *Forks compliant with FEM standard, forks' length according to model.*



■ *Tilting forks*

		FEM	 (mm)							
			(kg)	1020	1200	1260	1470	1580	1670	1750
PFB 25 N	2500	2	✓		✓					
PFB 35 N	3500	3			✓	✓	✓			
PFB 45 N	4500	3			✓			✓		✓
PFB 75 N	7500	4		✓					✓	✓
PFB 90 N	9000	4		✓					✓	✓

Detailed compatibility depending on machine- contact your dealer.

MANDATORY MACHINE EQUIPMENT: 



FLOATING FORK CARRIAGE



- **Solution adapted to uneven ground: floating forks + levelling.**
- **Load backrest standard.**
- **Forks' length according to model.**



■ **Fork levelling**

	 (kg)	 (mm)						
		1030	1040	1300	1425	1430	1800	2000
TFF 29 N	2900		✓	✓				
TFF 35 N	3500		✓	✓				
TFF 4t (1)	4000	✓						
TFF 45 N	4500		✓	✓				
TFF 5t (1)	5000	✓		✓			✓	✓
TFF 5,5t (1)	5000	✓		✓				
TFF 75 N	7500					✓		
TFF 90 N (2)	9000				✓			

(1) MRT only
(2) MHT only

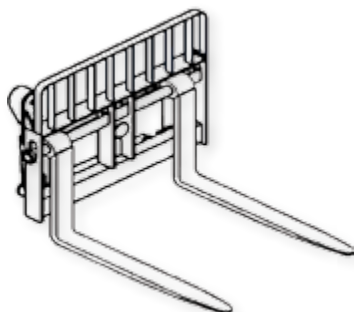
Detailed compatibility depending on machine- contact your dealer.

MANDATORY MACHINE EQUIPMENT: ✕



CARRIAGES

Floating fork carriage with hydraulic levelling - TFF CN -



- *More control and accuracy thanks to a 10°/ 10° hydraulic levelling.*
- *Floating forks for more efficiency on uneven ground.*
- *Available on MRTs - consult us.*

MANDATORY MACHINE EQUIPMENT: 

Tilting and Slewing Fork Carriage - PFB +/-90° -







- *Way more than a simple handling solution.*
- *90° slewing both sides for more flexibility on narrow building sites.*
- *Solution available for MRT range - consult us.*

MANDATORY MACHINE EQUIPMENT: 

TILTING FORK CARRIAGE + LOAD BACKREST



- *Load backrests stabilize palletized loads during transport.*
- *Especially useful for high pallets.*
- *Load backrests bolted on «PFB» tilting fork carriages.*
- *Note: to be used with FEM forks.*

	 (kg)	 (mm)	 (mm)	 KG
PFB 25N 1020 LB	2500	1070	1176	105
PFB 25N 1260 LB	2500	1310	1188	118
PFB 35N 1260 LB	3500	1310	1185	130
PFB 35N 1470 LB	3500	1520	1185	158
PFB 45N 1670 LB	4500	1810	1209	310
PFB 45N 2000 LB	4500	2140	1209	360


	PFB 25N 1020 LB	PFB 25N 1260 LB	PFB 35N 1260 LB	PFB 35N 1470 LB	PFB 45N 1670 LB	PFB 45N 2000 LB
	52000198	52000199	52000200	52000201	52000202	52000203
MLT 625	✓	✓				
MLT 627			✓	✓		
MLT 629			✓	✓		
MLT 634			✓	✓		
MLT 735			✓	✓		
MLT 741					✓	✓
MLT 840					✓	✓
MT 625	✓	✓				
MT 732			✓	✓		
MT 835			✓	✓		
MT 932			✓	✓		
MT 1030			✓	✓		
MT 1135			✓	✓		
MT 1335			✓	✓		
MT 1440					✓	✓
MT 1840					✓	✓

MRT: ask your MANITOU dealer






MANDATORY MACHINE EQUIPMENT: ✕



TILTING FORK CARRIAGE + SIDE SHIFT



- **Tilting fork carriage with hydraulic side shift for efficient load placement operations.**
- **Guarantees an accurate and efficient positioning of the handled palets.**
- **Note: to be used with FEM forks.**

	 (kg)	 (mm)	 (mm)	 (mm)	 KG
PFB 25N 1020 SS	2500	1070	553	100/100	135
PFB 25N 1260 SS	2500	1310	554	100/100	145
PFB 35N 1260 SS	3500	1310	658	100/100	175
PFB 35N 1580 SS	3500	1580	658	100/100	300
PFB 45N 1670 SS	4500	1696	666	100/100	530

	PFB 25N 1020 SS	PFB 25N 1260 SS	PFB 35N 1260 SS	PFB 35N 1580 SS	PFB 45N 1670 SS
	52000099	52000100	52000101	52000102	52000103
MLT 625	✓	✓			
MT 625	✓	✓			
MT 732			✓	✓	
MT 835			✓	✓	
MT 932			✓	✓	
MT 1030			✓	✓	
MT 1135			✓	✓	
MT 1335			✓	✓	
MT 1440					✓
MT 1840					✓






MRT: ask your MANITOU dealer

MANDATORY MACHINE EQUIPMENT: 

TILTING FORK CARRIAGE + SIDE SHIFT + LOAD BACKREST



- **Tilting fork carriage with hydraulic side shift and load backrest for efficient high/ bulky load placement.**
- **Guarantees an accurate and efficient positioning of the handled palets.**
- **Bolt-on load backrest for a higher load stability.**
- **Note: to be used with FEM forks.**

	 (kg)	 (mm)	 (mm)	 (mm)	 KG
PFB 25N 1020 SS LB	2500	1044	1222	100/100	170
PFB 35N 1260 SS LB	3500	1310	1229	100/100	210
PFB 45N 1670 SS LB	4500	1810	1258	100/100	585

	PFB 25N 1020 SS LB	PFB 35N 1260 SS LB	PFB 45N 1670 SS LB
	52000204	52000205	52000206
MT 625	✓		
MT 732		✓	
MT 835		✓	
MT 932		✓	
MT 1030		✓	
MT 1135		✓	
MT 1335		✓	
MT 1440			✓
MT 1840			✓

MRT: ask your MANITOU dealer

MANDATORY MACHINE EQUIPMENT: 



HYDRAULIC FLOATING FORK POSITIONER





- *Increases the efficiency of pallet handling and saves time.*
- *Floating forks with levelling capacity for rough terrain applications.*
- *Fork spread: 1010 mm / 275 mm (middle of the forks).*



■ *Floating forks with levelling*



■ *Fork travel lock*

	 (kg)	Fork spread (mm)	
CAF 1260 / 4500 P	4500	275/1010	351

MANDATORY MACHINE EQUIPMENT: 

CAF 1260 / 4500 P

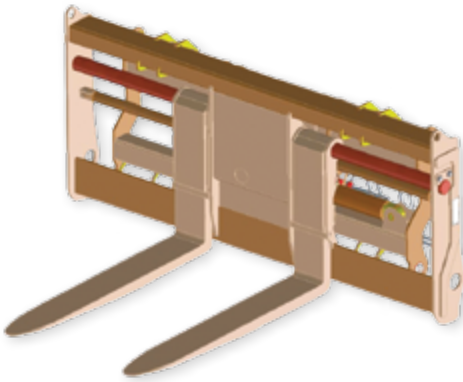
52000273

MT 625	✓
MT 732	✓
MT 835	✓
MT 932	✓
MT 1030	✓
MT 1135	✓
MT 1335	✓
MT 1435 €3B	✓
MT 1440	✓
MT 1840	✓





HD FLOATING FORK POSITIONERS



- **Increases the efficiency of on-forks handling applications.**
- **Accurate and effortless fork spread adaptation from the cab.**
- **Optional constant side shift for even more efficiency.**
- **Real rough-terrain attachment- innovative design & maximum component protection.**









■ **Fork positioning using sliders- forks keep floating**



■ **Limited thickness & increased visibility**



■ **Patented side shifting system (optional) using chromed rods**

	 (kg)	 (mm)	 (mm)	 (mm)	 (mm)	 KG
TFF + positioner 9t 2000mm	9000 @ 600mm	2000	1200 - 2000	400 - 1695	-	980*
TFF + positioner + side shift 9t 2000mm	9000 @ 600mm	2000	1200 - 2000	401 - 1696	200/200	1110*
TFF + positioner 9t 2500mm	9000 @ 600mm	2500	1200 - 2000	788 - 2152	-	1090*
TFF + positioner + side shift 9t 2500mm	9000 @ 600mm	2500	1200 - 2000	800 - 2195	200/200	1255*
TFF + positioner 13t 2500mm	13000 @ 600mm	2500	1800 - 2400	788 - 2152	-	1420*
TFF + positioner + side shift 13t 2500mm	13000 @ 600mm	2500	1800 - 2400	788 - 2152	200/200	1935*

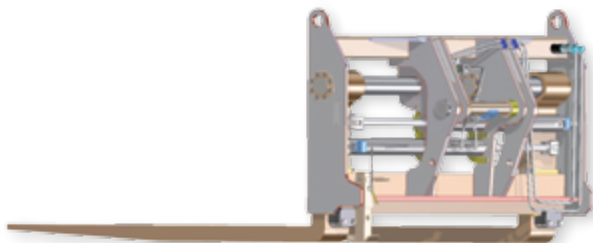
* According to fork length

MANDATORY MACHINE EQUIPMENT: 

	TFF + positioner 9t 2000mm	TFF + positioner + side shift 9t 2000mm	TFF + positioner 9t 2500mm	TFF + positioner + side shift 9t 2500mm	TFF + positioner 13t 2500mm	TFF + positioner + side shift 13t 2500mm
Forks 1200mm	939350	939352	939355	939357	N/A	N/A
Forks 1500mm	939351	939055	939356	53004234	939219	939221
Forks 1800mm	939054	939353	939216	939358	939220	939222
Forks 2000mm	53009730	939354	53006760	939359	N/A	N/A
Forks 2400mm	N/A	N/A	N/A	N/A	53008886	53008727
MHT 790	✓	✓	✓			
MHT 1490	✓	✓	✓	✓		
MHT 10130			✓			



HD FORK POSITIONERS



- **Increases the efficiency of on-forks handling applications.**
- **Accurate and effortless fork spread adaptation from the cab.**
- **Optional integrated side shift for even more efficiency.**
- **Real rough-terrain attachment- innovative design & maximum component protection.**









- **Limited thickness & increased visibility**



- **Increased cylinder rigidity for a longer life in harsh rough-terrain conditions**



- **Safety: stabilizer for yard storage**

	 (kg)	 (mm)	 (mm)	 (mm)	 (mm)	 KG
TFF + positioner 18t 2500mm	18000 @ 600mm 14000 @ 1200mm	2500	1200 - 2400	815 - 2135	-	1475*
TFF + positioner + side shift 18t 2500mm	18000 @ 600mm 14000 @ 1200mm	2500	1200 - 2400	815 - 2135	Variable	1475*
TFF + positioner 23t 2500mm	23000 @ 900mm 20000 @ 1200mm	2500	1800 - 2400	815 - 2135	-	2410*
TFF + positioner + side shift 23t 2500mm	23000 @ 900mm 20000 @ 1200mm	2500	1800 - 2400	815 - 2135	Variable	2410*

* According to fork length & width


MANDATORY MACHINE EQUIPMENT: 

	TFF + positioner 18t 2500mm	TFF + positioner + side shift 18t 2500mm	TFF + positioner 23t 2500mm	TFF + positioner + side shift 23t 2500mm
Forks 1200mm	939301	53010976	N/A	N/A
Forks 200*1800mm	939302	53010971	939020	53010999
Forks 250*1800mm	N/A	N/A	939021	53010994
Forks 250*2400mm	53011460	53010702	939322	53010986
Forks 250*2400mm	N/A	N/A	53011440	53009800
MHT 10180	✓	✓		
MHT 10230			✓	✓





COMPETITIVE CARRIAGE INTERFACE



- **Allows the use of attachments with competitive brackets on standard MANITOU machines (MANITOU carriage).**
- **Note: specific safety rules apply, contact your MANITOU dealer.**

	 (kg)	 (mm)	Carriage type	 KG
IC-JCB	4100	330	JCB ®	155



IC-JCB	
52000231	
MLT 634	✓
MLT 735	✓
MLT 741	✓
MLT 840	✓

MANDATORY MACHINE EQUIPMENT:



KERB DRIVER



- Major improvement of kerb stone placing operations.
- Replaces human efforts with effortless vacuum power- strongly reduces workers' backache.
- «Bike-type» steering & 3.4m placing reach for a high productivity.
- Safety: vacuum accumulator prevents kerb brutal fall.



■ 2 in 1 fork sleeves: can be used to transport the kerb stone pallet



■ Effortless kerb lifting & placement

(kg)	(kg)	(mm)	(mm)	(m)	KG

PBA 25N 1020 LB	1500	160	1619	2512	3.4	450
-----------------	------	-----	------	------	-----	-----

PBA
790523

MT 1440	✓
MT 1840	Consult us

MANDATORY MACHINE EQUIPMENT:



BUCKET

RANGE



Concrete Mixing Bucket (BMC).....	22
Sugar Beet Bucket (BSB).....	24
Silage Facing Bucket (CRS).....	25
Bucket 4 in 1 (CB4x1).....	26
Agricultural Bucket (CBA)	28
Environment Bucket -EN- (CBA) NEW	30
High Capacity Agricultural Bucket (CBA).....	31
Construction Bucket (CBC)	32
Agricultural Multifunction Grab Bucket	34
-MS- (CBG)	
Agricultural Multifunction Grab Bucket.....	36
-FO- (CBG)	
Environment Grab Bucket -EN- (CBG)	38
High Capacity Grab Bucket Agriculture.....	39
-MS- (CBG)	
General Purpose Bucket (CBR)	40
Feeding Bucket (CGD)	42
Shear Buckets (SHB) NEW	44

CONCRETE MIXING BUCKET



- ***A ready-to-use mix within 3 minutes!***
- ***Replaceable mixing blades for low running costs.***
- ***Delivered with cable wheel- can be used even on machines without electric connexion on the boom.***



- ***1.5m flexible tube for better unloading control***



- ***Bag opener incorporated into the cover***



- ***Left side distribution controlled hydraulically for maximum security***

		
(L)	(mm)	KG

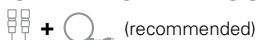
BMC 500

500

1750

753

MANDATORY MACHINE EQUIPMENT:



	BMC 500
	757637
MT 835	✓
MT 1135	✓
MT 1335	✓
MT 1435 €3B	✓
MT 1440	✓
MT 1840	✓





BUCKET RANGE


SUGAR BEET BUCKET



- Attachment adapted to the handling of sugar beet and other root crops.
- Grid structure made of \varnothing 20 mm steel bars.



- Spill guard grill: optimal visibility

	 (L)	 (mm)	 KG
BSB 2450 / 2500	2500	2450	520

BSB 2450 / 2500

757953

MLT 634	✓
MLT 732	✓
MLT 735	✓
MLT 741	✓
MLT 840	✓
MLT 1040	✓



MANDATORY MACHINE EQUIPMENT:





BUCKET RANGE

SILAGE FACING BUCKET






- Handling material with a density $\leq 1000 \text{ kg/m}^3$.
- Clean silage pit face- limits secondary fermentation.
- Lighten silage ready for distribution.



■ Heavy duty hydraulic rotor with integrated motor



■ Hydraulic synchronisation: rotor rotation & movement

	 (L)	 (mm)	 KG
CRS 1700 / 1500 DA	1500	2030	820
CRS 2500 / 2120	2120	2830	1010

CRS 1700 / 1500 DA	CRS 2500 / 2120
790331	790334

MLT 625	✓	
MLT 634		✓
MLT 732		✓
MLT 735		✓
MLT 741		✓
MLT 840		✓
MLT 1040		✓



MANDATORY MACHINE EQUIPMENT:



BUCKET 4 IN 1



- *Handling material with a density $\leq 2100 \text{ kg/m}^3$.*
- *Interchangeable teeth for better longevity.*







■ *Rear counter blade for ground levelling*



■ *Sides fitted with teeth for cylindrical object handling*



■ *Teeth dedicated to earth moving*

	 (L)	 (mm)		 KG
CB4x1 700L 1950	700	1950	5	640
CB4x1 850L 2300	850	2300	6	735
CB4x1 900L 2450	900	2450	7	765

MANDATORY MACHINE EQUIPMENT: 


	CB 4x1 700L 1950	CB4x1 850L 2300	CB4x1 900L 2450
	751402	751401	751465
MVT 730		✓	
MLT 634			✓
MLT 735			✓
MLT 741			✓
MLT 840			✓
MLT 845		✓	✓
MT 625	✓		
MT 732			✓
MT 835			✓
MT 932			✓
MT 1135			✓
MT 1235		✓	✓
MT 1335			✓
MT 1435 €3B			✓
MT 1440		✓	✓
MT 1740		✓	✓






BUCKET RANGE

AGRICULTURAL BUCKET



- **Handling material with a density $\leq 1000 \text{ kg/m}^3$**
($\leq 800 \text{ kg/m}^3$ for CBA 3000L).
- **500 HB welded cutting edge.**
- **(1): Optional 500 HB bolt-on wear plate for better longevity.**



- **Complex shape for easy loading and unloading operations**



- **3° angle between the bucket's bottom line & the bolted cutting edge's for more longevity**

	 (L)	 (mm)		 KG
--	---	--	---	--

CBA 1500L 2050 DA	1507	2050	(1)	509
CBA 1700L 2100	1643	2100		522
CBA 2000L 2250	1955	2250	(1)	650
CBA 1500L 2450	1524	2450	(1)	500
CBA 2000L 2450	1998	2450	(1)	607
CBA 2500L 2450	2508	2450	(1)	701
CBA 3000L 2500	3003	2500	(1)	774

MANDATORY MACHINE EQUIPMENT: 

	CBA 1500L 2050 DA	CBA 1700L 2100	CBA 2000L 2250	CBA 1500L 2450
	653035 52000489	570549	790540 (1) 790541	570547 (1) 570548
	(1) 939391*	N/A	N/A	(1) 939388*
MLT 625	✓			
MLT 629-20'		✓	✓	
MLT 629-24'			✓	
MLT 634				✓
MLT 732				✓
MLT 735				✓
MLT 741				✓
MLT 840				✓
MLT 845				✓
MLT 1040				✓

	CBA 2000L 2450	CBA 2500L 2450	CBA 3000L 2500
	570551 (1) 570552	570553 (1) 570554	570555 (1) 500701
	(1) 939389*	(1) 939390*	(1) 939415*
MLT 629-24'	✓		
MLT 634	✓	✓	
MLT 732	✓		
MLT 735	✓	✓	
MLT 741	✓	✓	
MLT 840	✓	✓	✓
MLT 845	✓	✓	✓
MLT 1040	✓	✓	✓

* Italy only- bucket compliant with Italian road regulations





BUCKET RANGE

NEW

ENVIRONMENT BUCKET



- Handling material with a density $\leq 1000 \text{ kg/m}^3$.
- Highly resistant design with innovative solutions.
- Extensive use of high resistance steel.



- S355 stiffeners with 500HB additional wear pads



- Flat bottom for more penetration into coherent materials (green waste etc.)



- 3° angle between the bucket's bottom line & the 500HB bolt-on cutting edge for more longevity.

 (L)	 (mm)		 KG
---	--	---	--

CBA 2450 / 2200 EN	2224	2450	LDR Standard	910
CBA 2500 / 3200 EN	3200	2500	LDR Standard	1090



	CBA 2450 / 2200 EN	CBA 2500 / 3200 EN
	52000524	52000125

MLT 741 H	✓	
MLT 845 H	✓	
MLT 960		✓


MANDATORY MACHINE EQUIPMENT:





BUCKET RANGE

HIGH CAPACITY AGRICULTURAL BUCKET



- Handling material with a density $\leq 1000 \text{ kg/m}^3$.
- Modern design with maximal rigidity & resistance.
- Integrated spill guard.



■ 4 stiffeners with wear pad function



■ 500HB bolt-on cutting edge (LDR) with 3° angle for more longevity



■ 3° angle between the bucket's bottom line & the 500HB cutting edge for more longevity



CBA 2500 / 4000 LDR

4000

2500

LDR
Standard

1035



CBA 2500 / 4000
LDR

52000060

MLT 960



MANDATORY MACHINE
EQUIPMENT:



CONSTRUCTION BUCKET







- Handling material with a density $\leq 2100 \text{ kg/m}^3$.
- Interchangeable teeth for better longevity.
- (1): dedicated versions for machines equipped with an integrated side shift (TSDL)



■ Teeth dedicated to earth moving



■ Level plate for more accuracy

	 (L)	 (mm)		 KG
CBC 650L 1850	650	1850	6	320
CBC 700L 1950	700	1950	6	330
CBC 750L 2100	750	2100	6	345
CBC 800L 2250	800	2250	6	385
CBC 900L 2450	900	2450	8	410

MANDATORY MACHINE EQUIPMENT: 

	CBC 650L 1850	CBC 700L 1950	CBC 750L 2100	CBC 800L 2250	CBC 900L 2450
	654473	654472	654475	654471	654470
	N/A	N/A	N/A	(1) 52000363	(1) 52000364
MLT 627				✓	
MLT 629				✓	
MVT 730			✓		✓
MLT 634					✓
MLT 732					✓
MLT 735					✓
MLT 741					✓
MLT 840					✓
MLT 845					✓
MT 625	✓				
MT 732		✓		✓	✓
MT 732 €3B					✓
MT 835					✓
MT 932 €3B					✓
MT 1030				✓	✓
MT 1135					✓
MT 1235				✓	✓
MT 1335					✓
MT 1435 €3B					✓
MT 1440				✓	✓
MT 1740				✓	✓
MT 1840				✓	✓





BUCKET RANGE

AGRICULTURAL MULTIFUNCTION GRAB BUCKET -MS-




- **Handling material with a density $\leq 1200 \text{ kg/m}^3$.**
- **Removable sides for better flexibility.**
- **Welded and reinforced grapple for intensive working conditions.**



- **Construction-type pins with locking bolts and welded stiffeners**



- **Complete jaw opening $> 90^\circ$ allows working flush with wall**
(except 790677)



- **Bolt-on wear plate for better longevity- 400HB**



	(L)	(mm)		KG
CBG 1850 DA MS	960	1850	6	630
CBG 2100 MS	1090	2100	7	681
CBG 2300 MS	1190	2300	7	720
CBG 2450 MS	1270	2450	7	742

MANDATORY MACHINE EQUIPMENT:

	CBG 1850 DA MS	CBG 2100 MS	CBG 2300 MS	CBG 2450 MS	CBG 2450 MS / MLT845
	790302	790304	790306	790308	790677
MLT 625	✓				
MLT 629-20'		✓	✓		
MLT 629-24'			✓	✓	
MVT 730		✓	✓		
MLT 634				✓	
MLT 732				✓	
MLT 735				✓	
MLT 741				✓	
MLT 840				✓	
MLT 845					✓
MLT 1040				✓	





BUCKET RANGE

AGRICULTURAL MULTIFUNCTION GRAB BUCKET -FO-




- *Handling material with a density $\leq 1200 \text{ kg/m}^3$.*
- *Removable sides for better flexibility.*
- *Interchangeable bolt-on tines.*
- *Grapple with forged teeth for silage defacing & occasional square bale handling.*



- *Construction-type pins with locking bolts and welded stiffeners*



- *Complete jaw opening $> 90^\circ$ allows working flush with wall*



- *Bolt-on wear plate for better longevity- 400HB*

	 (L)	 (mm)		 KG
--	---	--	---	--

CBG 1850 DA FO	1030	1850	7	636
CBG 2100 FO	1170	2100	8	686
CBG 2300 FO	1280	2300	9	728
CBG 2450 FO	1370	2450	9	750

MANDATORY MACHINE EQUIPMENT: 

	CBG 1850 DA FO	CBG 2100 FO	CBG 2300 FO	CBG 2450 FO
	790303	790305	790307	790309
MLT 625	✓			
MLT 629-20'		✓	✓	
MLT 629-24'			✓	✓
MVT 730		✓	✓	
MLT 634				✓
MLT 732				✓
MLT 735				✓
MLT 741				✓
MLT 840				✓
MLT 1040				✓





BUCKET RANGE

ENVIRONMENT GRAB BUCKET



- **Increased capacity for a massive work output in waste handling applications (density <math><1)</math>.**
- **Increased water capacity (1500l) to handle bulk materials.**
- **Welded blade on grab available for paper handling applications (contact MANITOU).**



■ **Grab-integrated spill guard**



■ **Strong teeth**



■ **Mechanical rotation stops**



(L)



(mm)



5



KG

CBG 2480 / 2200 EN

2200

2480

1350

CBG 2480 / 2200 EN

790657

MLT 960



MHT 790



MANDATORY MACHINE EQUIPMENT:





BUCKET RANGE

HIGH CAPACITY AGRICULTURAL GRAB BUCKET



- **THE grab bucket for maximum work output**
- **Increased capacity for a massive work output in agricultural applications (density <1).**
- **Increased water capacity (1500l) to handle cereals and other bulk materials.**





■ **Grab-integrated spill guard**



■ **Improved material grip on sides & top**



■ **Mechanical rotation stops**

	 (L)	 (mm)		 KG
--	--	---	---	---

CBG 2480 / 2000 MS	2000	2480	6	1225
CBG 2480 / 2600 MS	2600	2480	7	1300

	CBG 2480 / 2000 MS	CBG 2480 / 2600 MS
	790656	790658
MLT 840	✓	
MLT 960		✓
MLT 1040	✓	

MANDATORY MACHINE EQUIPMENT: 



BUCKET RANGE

GENERAL PURPOSE BUCKET







- Handling material with a density $\leq 2100 \text{ kg/m}^3$.
- Perfect for the handling of sand, gravel, earth, cereals etc.
- (1): Optional bolt-on wear plate for better longevity.
- (2): Dedicated versions for machines equipped with an integrated side shift (TSDL).



■ Strong & very resistant structure



■ Level plate for more accuracy

	 (L)	 (mm)		 KG
CBR 730 / 1850	735	1850	(1)	330
CBR 780 / 1950	778	1950		340
CBR 850 / 2100	843	2100		358
CBR 900 / 2250	904	2250	(2)	367
CBR 1000 / 2450	990	2450	(1) (2)	388
CBR 1000 / 2500	1000	2500		664
CBR 1500 / 2500	1500	2500		766
CBR 2000 / 2500	2000	2500		940

MANDATORY MACHINE EQUIPMENT: 

	CBR 730 / 1850	CBR 780 / 1950	CBR 850 / 2100	CBR 900 / 2250	CBR 1000 / 2450
	571831	570613	653047	653749	654716
	(1) : 52000369	N/A	N/A	(2) : 52000365	(1) : 52000370 (2) : 52000366
MLT 625	✓				
MLT 627			✓	✓	
MLT 629				✓	
MVT 730				✓	
MLT 634		✓		✓	✓
MLT 732					✓
MLT 735		✓		✓	✓
MLT 741		✓		✓	✓
MLT 840					✓
MLT 845					✓
MLT 960					✓ = 744050
MLT 1040					✓
MT 625	✓				
MT 732		✓		✓	✓
MT 732 €3B					✓
MT 835					✓
MT 932 €3B					✓
MT 1030				✓	✓
MT 1135					✓
MT 1235	✓			✓	✓
MT 1335					✓
MT 1435 €3B					✓
MT 1440		✓		✓	✓
MT 1740		✓		✓	✓
MT 1840				✓	✓
MRT Easy				✓ = 925903	✓ = 925904
MRT				✓ = 921281	✓ = 921282
Privilege + MRT 3255					✓ = 921282

	CBR 1000 / 2500	CBR 1500 / 2500	CBR 2000 / 2500
	744050	732625	N/A
MHT-X 780	✓	✓	
MHT-X 860	✓	✓	
E-RECO	939165	939166	939327
MHT 790	✓	✓	
MHT 1490	✓	✓	
MHT 10130			✓ = 939232
MHT 10180			✓
MHT 10230			✓





BUCKET RANGE

FEEDING BUCKET



- ***Turns your telehandlers into a real feeding solution.***
- ***Engine running on low RPM: lower fuel consumption.***
- ***Rounded forged teeth for a good silage pit penetration & occasional bale handling.***



■ ***Pin-on teeth for easy maintenance***



■ ***Auger for easy and homogeneous distribution***



■ ***Left side distribution hydraulically controlled***



	(L)	(mm)		KG
CGD 2200 / 1700	1700	2100	9	1025
CGD 2200 / 2100	2100	2200	9	1140
CGD 2500 / 2500	2500	2500	11	1240

MANDATORY MACHINE EQUIPMENT: + +

	CGD 2200 / 1700	CGD 2200 / 2500	CGD 2500 / 2500
	790310	790311	790312
MLT 625	✓		
MLT 629		✓	
MLT 634			✓
MLT 735			✓
MLT 741			✓
MLT 840			✓
MLT 1040			✓





BUCKET RANGE

NEW

SHEAR BUCKETS







- **Suitable for any type of silage.**
- **Very clean silage pit face avoiding secondary fermentation.**
- **Bucket-type bottom- ideal for the handling of mineral feed & other materials.**
- **Strong boxed structure + massive use of noble steel**



■ **Lateral shear for easy cutting operations**



■ **Bolt-on teeth- perfect cut & easy maintenance**

	 (L)	 (mm)	 (mm)	 KG
SHB 2200 / 1650	1650	2254	1295	892
SHB 2400 / 1800	1800	2454	1295	1080

	SHB 2200 / 1650	SHB 2400 / 1800
	52000386	52000387
MLT 634	✓	
MLT 735	✓	
MLT 741	✓	
MLT 840		✓
MLT 1040		✓

MANDATORY MACHINE EQUIPMENT: 

CLAMP

RANGE



Square bale clamp (CLBS).....	46
Bale Clamp -Super Compact- (PBG 2x2).....	47
Bale Clamp -Classic- (PBG 2x4).....	48
Bale Clamp -Intensive- (P2BG 2x4).....	49
Wrapped Bale Clamp (PBE).....	50
Mixed Bale Clamp (MBC 2x3).....	51
Rib Handling Clamp (PSC) NEW	52



CLAMP RANGE

SQUARE BALE CLAMP



Ø max 1.8m

H max 1.2m

- **High work output for all square-bale & round-bale applications.**
- **Can grab square or round bales.**
- **Side clamping ensures perfect grip even when the clamp is partially loaded and easy under-roof operations.**
- **Foldable lower tines & complete grab opening for more travel safety.**



(kg)



2x7/ 3



(mm)

3010



(mm)

1800



KG

780

CLBS 2x7 / 2100

2100

2x7/ 3

3010

1800

780



CLBS 2x7 / 2100

52000015

MLT 840



MLT 1040



MANDATORY MACHINE EQUIPMENT:







CLAMP RANGE

BALE CLAMP -SUPER COMPACT-



 Ø max 1.6m

 H max 0.8m

- *Stock bales even in low-access places.*
- *Rounded forged teeth for easy and clean handling.*
- *Non-synchronized closure.*

		
(kg)		KG

PBG 2x2	800	2 x 2	158
---------	-----	-------	-----



PBG 2x2	
757639	
MLT 625	✓
MLT 629	✓
MVT 730	✓
MLT 634	✓
MLT 735	✓
MLT 741	✓
MLT 840	✓
MLT 845	✓
MLT 1040	✓

MANDATORY MACHINE EQUIPMENT:








CLAMP RANGE

BALE CLAMP -CLASSIC-



-  Ø max 1.8m
-  H max 0.8m
-  H max 1.2m

- *Rounded forged teeth for easy and clean handling.*
- *Synchronized closure.*



(kg)



2 x 4



KG

262

PBG 2x4

1000



PBG 2x4

757612

MLT 625	✓
MLT 629	✓
MVT 730	✓
MLT 634	✓
MLT 732	✓
MLT 735	✓
MLT 741	✓
MLT 840	✓
MLT 845	✓
MLT 960	✓
MLT 1040	✓

MANDATORY MACHINE EQUIPMENT:





CLAMP RANGE

BALE CLAMP -INTENSIVE-



Ø max 1.8m

H max 0.8m

H max 1.2m

- *Rounded forged teeth for easy and clean handling.*
- *Synchronized closure.*
- *(1): Optional: 2 lower tines for square bale handling - 680mm Ø35.*



(kg)



2 x 4



(1)



KG

P2BG 2x4

1800

262



	P2BG 2x4	Lower Tines
	790518	⁽¹⁾ 790521
MLT 629	✓	✓
MVT 730	✓	✓
MLT 634	✓	✓
MLT 732	✓	✓
MLT 735	✓	✓
MLT 741	✓	✓
MLT 845	✓	✓
MLT 960	✓	✓
MLT 1040	✓	✓


MANDATORY MACHINE EQUIPMENT:





CLAMP RANGE

WRAPPED BALE CLAMP



Ø max 1.7m
Ø min 1m

- *Smooth tubular and articulated structure that avoids film damage.*
- *Non-synchronized closure.*
- *Self-lubricated anti-wear bushes for better longevity.*

	 (kg)	 KG
PBE	1000	242



		PBE
		757613
MLT 625		✓
MLT 629		✓
MVT 730		✓
MLT 634		✓
MLT 732		✓
MLT 735		✓
MLT 741		✓
MLT 840		✓
MLT 845		✓
MLT 960		✓
MLT 1040		✓

MANDATORY MACHINE EQUIPMENT:







CLAMP RANGE

MIXED BALE CLAMP



- **Rounded forged teeth & forged lower tines for easy & clean handling.**
- **Non-synchronized or synchronized closure.**
- **Switch from a bale clamp to a wrapped bale clamp in less than 3 minutes without tools.**
- **2 carriage positions possible.**
- **Standard: 2 lower tines for square bales.**

-  Ø max 1.6m
-  H max 1.2m
-  Ø max 1.8m
Ø min 1m

		
(kg)		KG

MBC 2x3	800	2 x 3	200
---------	-----	-------	-----



MBC 2x3	
790506	
MLT 625	✓
MLT 629	✓
MVT 730	✓
MLT 634	✓
MLT 735	✓
MLT 741	✓
MLT 840	✓
MLT 960	✓

MANDATORY MACHINE EQUIPMENT:



RIB HANDLING CLAMP



- **THE clamp for all rib handlings and placements.**
- **Hydraulic arm movement & manual head rotation for a maximized accuracy.**
- **Wide hydraulic clamp opening: min. beam width 120mm, max. 450mm.**







- *Directly mounted on the machine's quick coupler*



- *Hydraulic clamp*



- *Can be used with a remote control or from the cab*

	 (kg)	Min. opening (mm)	Max. opening (mm)	 Arm	 Head	 KG
PSC 20	2000	120	450	45°	+/-65°	450
PSC 40	4000	120	450	45°	+/-65°	450

	PSC 20	PSC 40
	906734	N/A
MT	Consult us	
MRT-X Easy	✓	
E-RECO	923969	923970
MHT	Consult us	Consult us
MRT Easy €3B	✓	
MRT Privilege +	✓	✓
MRT 3255	Consult us	Consult us

MANDATORY MACHINE EQUIPMENT:  + SPECIAL

FORK & GRAB

RANGE



Square Bale Fork (FB) NEW	54
Manure Fork With Grapple (FFGR).....	56
High Capacity Manure Grab (FMG)	58
Shear Grab (SHG).....	60




FORK & GRAB RANGE

SQUARE BALE FORKS



- *Simple & economical solution for bale handling.*
- *Simultaneous handling of 4 bales.*
- *Foldable tines: suitable for road use.*



■ *Foldable frame for under-roof handling*



■ *Grip teeth on top of frame.*



■ *Foldable tines: suitable for road use*



(kg)



(mm)



KG

FB 1900 / 1700

1700

1900

215

MANDATORY MACHINE EQUIPMENT: 

	FB 1900 / 1700
	790699
MLT 625	✓
MLT 629	✓
MVT 730	✓
MLT 634	✓
MLT 732	✓
MLT 735	✓
MLT 741	✓
MLT 840	✓
MLT 960	✓
MLT 1040	✓





FORK & GRAB RANGE

MANURE FORK WITH GRAPPLE




- *Handling material with a density $\leq 1200 \text{ kg/m}^3$.*
- *Bolt-on teeth and tines for easy maintenance.*







■ *Strong structure*



■ *Complete jaw opening $> 90^\circ$ allows working flush with wall*



■ *Grab opening adjustment*

	 (L)	 (mm)		 KG
FFGR 1700	1050	1700	7 / 8	505
FFGR 1950 DA	1200	1950	7 / 9	530
FFGR 1950	1200	1950	7 / 9	477
FFGR 2100	1300	2100	7 / 10	492
FFGR 2400	1520	2400	8 / 12	528

MANDATORY MACHINE EQUIPMENT: 

	FFGR 1700	FFGR 1950 DA	FFGR 1950	FFGR 2100	FFGR 2450
	751429	751428	751404	751403	751405
MLT 625	✓	✓			
MLT 629-20'			✓	✓	
MLT 629-24'				✓	
MVT 730					✓
MLT 634				✓	✓
MLT 732				✓	
MLT 735				✓	✓
MLT 741				✓	✓
MLT 840					✓
MLT 845				✓	✓
MLT 1040					✓





FORK & GRAB RANGE

HIGH CAPACITY SILAGE & MANURE GRAB



- *Increased capacity for more work output by silage pit preparation & manure handling.*
- *Adapted to straw-manure (density < 700 kg/m³).*
- *Reinforced structure for intensive applications.*
- *Teeth: Ø 45mm, 939mm.*
- *Tines: Ø 45mm, 1100mm.*



■ *Excellent visibility thanks to its innovative design*



■ *Complete jaw opening > 90° allows working flush with wall*



■ *Grab rotation stops for an improved cylinder longevity.*

	 (L)	 (mm)		 KG
--	---	--	---	--

FMG 2100 / 1800	1800	2100	4 / 10	470
FMG 2450 / 2000	2000	2435	5 / 12	686

MANDATORY MACHINE EQUIPMENT: 

	FMG 2100 / 1800L	FMG 2450 / 2000L
	52000082	790534
MLT 629	✓	
MLT 634		✓
MLT 735		✓
MLT 741		✓
MLT 840		✓
MLT 1040		✓

*For silage & light straw
manure. Max 700 kg/m³.*





SHEAR GRAB







- **Suitable for any type of silage.**
- **Very clean silage pit face avoiding secondary fermentation.**
- **Powerful attachment for a fast cut.**
- **Strong boxed structure + massive use of noble steel.**



■ **Lateral shear + double tines on sides for easy cutting operations**



■ **Bolt-on teeth- perfect cut & easy maintenance (except SHG 1700 / 850 : welded)**

	 (L)	 (mm)	 (mm)	 KG
SHG 1700 / 850	850	1865	1267	710
SHG 1600 / 1200	1200	1654	1295	705
SHG 1800 / 1350	1350	1850	1295	749
SHG 2200 / 1650	1650	2254	1295	835
SHG 2400 / 1800	1800	2454	1295	936

	SHG 1600 / 1200	SHG 1700 / 850	SHG 1800 / 1350	SHG 2200 / 1650	SHG 2400 / 1800
	52000380	757723	52000381	52000382	52000383
MLT 625	✓				
MLT 629		✓	✓		
MLT 634		✓		✓	
MLT 732				✓	
MLT 735		✓		✓	
MLT 741				✓	
MLT 840					✓
MLT 1040					✓

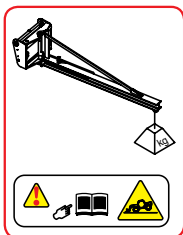
MANDATORY MACHINE EQUIPMENT: 

JIB & CRANE


RANGE



Big Bag Handler (HBB).....	62
Crane (P).....	64
Heavy Duty Crane (P).....	65
Extension Jib (P).....	66
Expandable Jib (JE).....	68
Frame Mounted Hook (PC).....	70
Heavy Duty Frame Mounted Hook (PC).....	71
Slewing Crane (PO).....	72
Expandable Jib With Winch (PT).....	73
Extension Jib With Winch (PT).....	74



BIG BAG HANDLER



- *Increases the efficiency & safety of all big-bag handling operations.*
- *Tubular structure- limits the risk of bag damages & fall.*
- *Handles big bags with 1, 2 or 4 loops.*
- *100% designed & homologated as a suspended load attachment.*



■ *Anti-swing bag stabilizer- increases stability*



■ *4 non-damaging bag stops- improved safety*



(kg)



(mm)



186

HBB 1500 / 2400

2400

1570

MANDATORY MACHINE EQUIPMENT: ✘

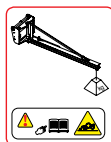
HBB 1500 / 2400

931627

MLT 625	✓
MLT 629	✓
MVT 730	✓
MLT 634	✓
MLT 732	✓
MLT 735	✓
MLT 741	✓
MLT 840	✓
MLT 845	✓
MLT 960	✓
MLT 1040	✓
MT 625	✓
MT 732	✓
MT 835	✓
MT 932	✓
MT 1030	✓
MT 1135	✓
MT 1335	✓
MT 1435 €3B	✓
MT 1440	✓
MT 1840	✓
MRT 3255	✓








CRANE



■ 2 forward reach positions for more flexibility in performing daily tasks.



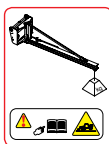
■ Safety: homologated self locking swivel hook

	 #1 (kg)	 (mm)	 #2 (kg)	 (mm)	 KG
P 4000	4000	708	1200	2708	210
P 6000	6000	808	2000	2708	282






	P 4000 653226	P 6000 N/A
MT 732	✓	
MT 835	✓	
MT 932 €3B	✓	
MT 1030	✓	
MT 1135	✓	
MT 1235	✓	
MT 1335	✓	
MT 1435 €3B	✓	
MT 1440	✓	
MT 1740	✓	
MT 1840	✓	
	653226	N/A
MRT-X Easy	✓	
E-RECO	921321	921322
MRT Easy €3B	✓	✓
MRT Privilege +	✓	✓
MRT 3255		✓

MANDATORY MACHINE EQUIPMENT: ✕

HEAVY DUTY CRANE



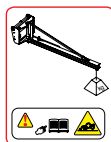
- **3 possible forward reach positions for more flexibility in daily tasks.**
- **Perfect attachment for all heavy suspended loads.**
- **Safety: homologated self locking swivel hook.**

	 #1 (kg)	 (mm)	 #3 (kg)	 (mm)	 KG
P 9 T	9000	470	2000	2300	295
P 13 T	13000	700	7500	2000	650
P 18 T	18000	700	7500	2000	676
P 22 T	22000	700	13000	1800	886
P 40 T	40000	905	22000	3000	3500


	P 9 T	P 13 T	P 18 T	P 22 T	P 40 T
E-RECO	930830	53009841	53011885	53010431	N/A
MHT 790	✓				
MHT 1490	✓				
MHT 10130		✓			
MHT 10180			✓		
MHT 10230				✓	
	N/A	N/A	N/A	N/A	939100
MHT 14350					✓

MANDATORY MACHINE EQUIPMENT: ✕

EXTENSION JIB






- *Perfect for transporting and placing beams, frames.*
- *Improves the forward reach of the telehandler.*



- *Tubular structure designed for optimal weight/rigidity ratio*



- *Safety: homologated self locking swivel hook*

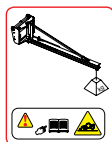
	 (kg)	 (mm)	 KG
P 600	600	3950	210
P 1000	1000	3950	210
P 1500	1500	2820	186
P 2000	2000	2530	190

MANDATORY MACHINE EQUIPMENT: 

	P 600	P 1000	P 1500	P 2000
	653228	N/A	N/A	N/A
MT 732	✓			
MT 835	✓			
MT 932	✓			
MT 1030	✓			
MT 1135	✓			
MT 1235	✓			
MT 1335	✓			
MT 1435 €3B	✓			
MT 1440	✓			
MT 1740	✓			
MT 1840	✓			
	710055	710056	710058	710059
MRT-X Easy	✓	✓	✓	✓
E-RECO	921316	921317	921319	921320
MRT Easy €3B	✓	✓	✓	✓
MRT Privilege +	✓	✓	✓	✓
MRT 3255	✓		✓	✓



EXTENDABLE JIB



- **Simple & safe solution for the handling & the placement of roof trusses (packed or separated).**
- **Safety: Self-locking, rotating homologated hook.**



■ **Homologated rotating truss hook**



■ **User-friendly extension**

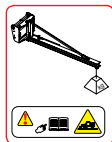
	#1		#2		#3		KG
	(kg)	(mm)	(kg)	(mm)	(kg)	(mm)	
JE 6000 / 600	600	@3645	300	@4845	100	@5845	182

MANDATORY MACHINE EQUIPMENT: ✘


	JE 6000 / 600
	939995
MT 732	✓
MT 835	✓
MT 932	✓
MT 1030 S	✓
MT 1135	✓
MT 1335	✓
MT 1435 €3B	✓
MT 1440	✓
MT 1840	✓



FRAME MOUNTED HOOK



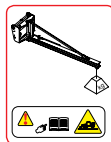
- **Very compact attachment keeping the machine's capacity & stability unchanged.**
- **Safety: homologated self locking swivel hook.**
- **Basic attachment for safe suspended load handling.**

	 (kg)	 (mm)	 KG
PC 40	4000	475	120
PC 50	5000	475	120
PC 60	6000	475	120

	PC 40	PC 50	PC 60
	708553	708544	939050
MVT 730		✓	
MLT 741 H		✓	
MLT 845		✓	
MLT 960			✓
MT 625		✓	
MT 732		✓	
MT 835	✓	✓	
MT 932		✓	
MT 1030		✓	
MT 1135	✓	✓	
MT 1235		✓	
MT 1335	✓	✓	
MT 1435 €3B		✓	
MT 1440		✓	
MT 1740		✓	
MT 1840		✓	
	708554	708544	N/A
MRT-X Easy	✓	✓	
E-RECO	921333	921335	939050
MRT Easy €3B	✓	✓	
MRT Privilege +	✓	✓	
MRT 3255		✓	✓

MANDATORY MACHINE EQUIPMENT: 

HEAVY DUTY FRAME MOUNTED HOOK



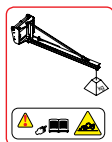
- *Perfect handling for all heavy suspended -loads.*
- *Very compact attachment for a perfect stability & maximum capacity.*
- *Safety: homologated self locking swivel hook.*

	 (kg)	 (mm)	 KG
PC 9 T	9000	260	129
PC 13 T	13000	700	430
PC 18 T	18000	700	460
PC 22 T	22000	700	460
PC 40 T	40000	905	1700

	PC 9 T	PC 13 T	PC 18 T	PC 22 T	PC 40 T
E-RECO	939970	53008009	53011879	53010431	N/A
MHT 790	✓				
MHT 1490	✓				
MHT 10130		✓			
MHT 10180			✓		
MHT 10230				✓	
	N/A	N/A	N/A	N/A	935069
MHT 14350					✓

MANDATORY MACHINE EQUIPMENT: 





SLEWING CRANE



- **Slewing crane +/-15° for more flexibility in narrow buildings or industrial sites.**
- **Better work output in performing daily tasks.**



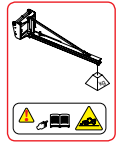
- **Safety: homologated self locking swivel hook**

	 (kg)	 (mm)		 KG
PO 600 / 2500	600	2500	+/-15°	320
PO 1000 / 1500	1000	1500	+/-15°	275
PO 2000 / 1000	2000	1000	+/-15°	255

	PO 600 / 2500	PO 1000 / 1500	PO 2000 / 1000
	784641	784642	784643
MT 732	✓	✓	✓
MT 932	✓	✓	✓
MT 1030	✓	✓	✓
MT 1235	✓	✓	✓
MT 1435 €3B	✓	✓	✓
MT 1440	✓	✓	✓
MT 1740	✓	✓	✓
MT 1840	✓	✓	✓

MANDATORY MACHINE EQUIPMENT: 

EXPANDABLE JIB WITH WINCH



- Turns your telehandler into a crane.
- Adjustable length for excellent accuracy.



- Safety: end of cable/ hook upper position automatic movement stop



- Safety: homologated self locking swivel hook

PT 800	1000 to 800	4 to 7	37	35	48	559

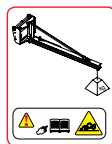


	PT 800
E-RECO	921323
MRT (+) Privilege	✓
MRT 3255	✓

MANDATORY MACHINE EQUIPMENT:









EXTENSION JIB WITH WINCH



- **Perfect for transporting and placing beams, frames.**
- **Improves the forward reach of the telehandler.**
- **Turns your telehandler into a crane.**



- **Safety: end of cable/hook upper position automatic movement stop**
- **Safety: homologated self locking swivel hook**

	 (kg)	 (mm)	 (m)	 (mm)	 (m/min)	 KG
PT 600	600	4104	40	38	94	278
PT 1000	1000	4104	56	27	44	299
PT 1500	1500	3008	37	35	48	324
PT 2000	2000	2517	49	24	24	354

MANDATORY MACHINE EQUIPMENT: 

	PT 600	PT 1000	PT 1500	PT 2000
	708538	N/A	N/A	N/A
MT 932	✓			
MT 1030	✓			
MT 1235	✓			
MT 1440	✓			
MT 1740	✓			
MT 1840	✓			
	711936	711938	885264	708543
MRT-X Easy	✓	✓	✓	✓
E-RECO	921325	921326	921330	921331
MRT Easy €3B	✓	✓	✓	✓
MRT Privilege +	✓	✓	✓	✓
MRT 3255	✓		✓	✓






PLATFORM

RANGE



Platform (NAC) NEW	78
Fast Opening Platform (PSE)	80
Expandable Platform (NAC) NEW	82
Roofer Platform (NC).....	84
Fixed slewing roofer platform (NC-IT) NEW	86
Rib handling platform (D 1500) NEW	87
Raised Expandable Platform	88
Platform With Winch (NAC ARG).....	89
Deep Extendable Platform (NAC) NEW	90
Platform With Dismountable NEW	91
Fops Roof (RF/P)	
Aerial Jib 1 (AERIAL JIB 1).....	92
Aerial Jib 2 (AERIAL JIB 2).....	93
System 3D (3D).....	94

PLATFORM




- **Maximum safety & efficiency in people lifting.**
- **Legally approved for 3 people (platform capacity includes 3 workers).**
- **Simple, cost-efficient attachments.**








■ **Easy access on both sides**
-Sliding bars-



■ **Overload sensor**



■ **Non-slip metal floor**

	 (kg)	 (mm)			 KG
NAC 1.2 x 0.8 m	200	1390	X	2	165
NAC 2 m	365	2000	N/A	3	410
ORH	365	2000	+/- 90°	3	570

MANDATORY MACHINE EQUIPMENT: 

	NAC 1.2M x 0.8 M	NAC 2M	ORH
	939382	788782	N/A
MT 625 HA	✓	✓	
MT 1135 HA		✓	
MT 1335 HA		✓	
MT 1440 A / HA		✓	
MT 1840 A / HA		✓	
	N/A	725335	725336
MRT-X Easy €3A		✓	✓
E-RECO	N/A	921296	921304
MRT Easy €3B		✓	✓
MRT Privilege +		✓	✓
MRT 3255		✓	✓
MHT 790		✓	
MHT 1490		✓	✓
E-RECO	N/A	939240	N/A
MHT 10130		✓	
MHT 10180		✓	
MHT 10230		✓	



FAST OPENING PLATFORM




- **Maximum safety & efficiency in people lifting.**
- **Folding/ unfolding within 50 seconds.**
- **Legally approved for 3 people.**
- **«D» : right access with side door.**








■ **User-friendly opening system for fast and easy folding / unfolding**



■ **Overload sensor**



■ **Non-slip metal floor**

	 (kg)	 (m)			 KG
PSE 4400 / 365	365	2.25/4.4	+/- 90°	3	650
PSE 4400 / 365 D	365	2.25/4.4	+/- 90°	3	670
PSE 4400 / 1000 D	1000	2.25/4.4	+/- 90°	3	1030
PSE 4400 / 700 D *	700	2.25/4.4	+/- 90°	3	1030

* Sales limited to specific markets

MANDATORY MACHINE EQUIPMENT: 

	PSE 4400 / 365	PSE 4400 / 365 D	PSE 4400 / 1000 D	PSE 4400 / 700 D *
	N/A	939021	939022	939023
MT 1135 HA		✓	✓	✓
MT 1335 HA		✓	✓	✓
MT 1440 HA		✓	✓	✓
MT 1840 HA		✓	✓	✓
	939199	939198	939197	939196
MRT-X Easy €3A	✓	✓	✓	✓
E-RECO	914500	939750	939500	939020
MHT 1490	✓		✓	
MRT Easy €3B	✓	✓	✓	✓
MRT Privilege +	✓	✓	✓	✓
MRT 3255	✓	✓	✓	✓
E-RECO	939241	N/A	939242	N/A
MHT 10130	✓		✓	
MHT 10180	✓		✓	
MHT 10230	✓		✓	


* Sales limited to specific markets





PLATFORM RANGE


EXPANDABLE PLATFORM



■ **Maximum safety in people lifting.**

■ **Legally approved for 3 people**

(platform capacity includes 3 workers).








■ **Reinforced and galvanized structure**



■ **Overload sensor**



■ **Non-slip metal floor**

	 (kg)	 (m)			 KG
NAC 2.45 / 5m 365kg	365	2.45/5	+/- 90°	3	1020
NAC 2.45 / 5m 1000kg	1000	2.45/5	+/- 90°	3	1150
NAC 2.45 / 6m 365kg	365	2.45/6	+/- 90°	3	1210

MANDATORY MACHINE EQUIPMENT:



	NAC 2.45 / 5m 365kg	NAC 2.45 / 5m 1000kg	NAC 2.45 / 6m 365kg
	N/A	788786	788784
MT 1135 HA		✓	✓
MT 1335 HA		✓	✓
MT 1440 A / HA		✓	✓
MT 1840 A / HA		✓	✓
	688135	688136	688137
MRT-X Easy €3A	✓	✓	✓
E-RECO	921309	921308	921310
MRT Easy €3B	✓	✓	✓
MRT Privilege +	✓	✓	✓
MRT 3255	✓	✓	✓



ROOFER PLATFORM



- **Maximum safety in people lifting.**
- **Cutting edge platform design for roof work.**
- **Legally approved for 3 people**
(platform capacity includes 3 workers).








■ **Safety: front opening only if in contact with the roof**



■ **Overload, roof presence & physical locking sensor.**



■ **Non-slip metal floor**

	 (kg)	 (m)			 KG
NC 365	365	2.4/3.7	+/- 90°	3	920
NC 1000	1000	2.4/3.7	+/- 90°	3	920

MANDATORY MACHINE EQUIPMENT: 

	NC 365	NC 1000
	788789	788791
MT 1135 HA	✓	✓
MT 1335 HA	✓	✓
MT 1440 A / HA	✓	✓
MT 1840 A / HA	✓	✓
	N/C	751550
MRT-X Easy €3A		✓
E•RECO	923309	921294
MRT Easy €3B	✓	✓
MRT Privilege +	✓	✓
MRT 3255		✓

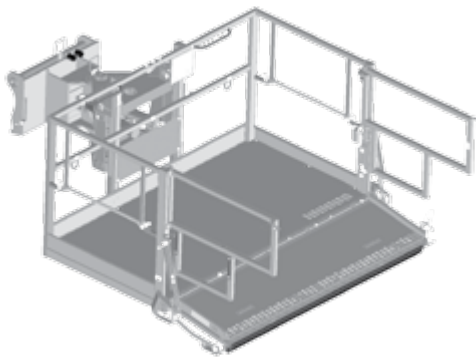




PLATFORM RANGE

NEW

FIXED SLEWING ROOFER PLATFORM



- **Maximum safety in people lifting.**
- **Forward front opening possible only if sensors are in contact with the roof.**
- **Total capacity 1000kg- of which 400kg can be applied of the overhanging part.**
- **Legally approved for 3 people**
(platform capacity includes 3 workers).








■ **2 roof presence sensors**



■ **Sliding bar access on each side**



■ **Safety: sensors prevent from platform movements when front part is opened**

	 (kg)	 (m)			 KG
Fixed slewing roofer platform	1000	2.3	+/- 90°	3	1098

	NC 2.3 x 1.2	
E-RECO	921356	
MRT Privilege +	✓	

MANDATORY MACHINE EQUIPMENT: 

RIB HANDLING PLATFORM



- **Safe and complet solution: rib handling clamp + access platform.**
- **Hydraulic rib clamp mounted on a telescopic, mobile arm.**
- **Movements: arm 95° upward, +/- 15° sideward; head +/- 15°.**
- **Removable overhead guard.**
- **Legally approved for 2 people** (included in the basket capacity).



■ **U-shaped platform for an easy access to the rib mounting spot**



■ **Hydraulic rib clamp-opening 325 - 482mm**

	 (kg)	 (kg)	 (mm)		 KG
Rib handling platform "D 1500"	200	1500	2.9	2	950

	«Gallery» platform
E-RECO	923346
MRT Easy €3B	Consult us
MRT 2150	✓
MRT 2540	Consult us

MANDATORY MACHINE EQUIPMENT: 








PLATFORM RANGE

RAISED EXPANDABLE PLATFORM



- **Maximum safety in people lifting.**
- **Raised by 55cm for improved work efficiency under roof tops or in tunnels.**
- **Legally approved for 3 people.**
(platform capacity includes 3 workers).

	 (kg)	 (m)			 KG
Raised platform 2.25-4m	365	2.25/4	+/- 90°	3	1100




	Raised platform 2.25-4m
E-RECO	923343
MRT Privilege +	Consult us
MRT 3255	✓






MANDATORY MACHINE EQUIPMENT:



PLATFORM WITH WINCH



- **Hydraulic winch mounted on hydraulically lifted jib for more versatility (slewing: manual).**
- **Legally approved for 3 people.**
(platform capacity includes 3 workers).
- **2 different winch capacity/ platform capacity couples.**

	 (kg)	 (m)		 (m)		 KG
450kg / 450kg	450 + 450	2.25/4	+/- 90°	30*	3	1330
600kg / 300kg	600 + 300	2.25/4	+/- 90°	30*	3	1330
3M 600kg / 300kg	600 + 300	3,2	+/- 90°	30	3	1175

	NAC ARG 450kg/450kg	NAC ARG 600kg/300kg	ORH 3M 600kg/300kg
E-RECO	914440	923336	53004852
MRT Privilege +	✓	✓	
MRT 3255	✓	✓	
MHT 1490		✓ = 939155	✓
	939246	939245	N/A
MHT 10130	✓	✓	
MHT 10180	✓	✓	
MHT 10230	✓	✓	

MRT: specific mandatory machine equipment required

«MHT : E-reco mandatory»

- MRT 2150: ref. 53009021
- MRT 2540: ref. 53009022
- MRT 3255: ref. 53003381

MANDATORY MACHINE EQUIPMENT:



DEEP EXTENDABLE PLATFORM




■ **2m deep platform to facilitate the handling of bulky loads in the platform.**









■ **Self-closing front door with opening sensors**



■ **2 side doors for an easy access when folded**



■ **Non-slip metal floor**


	 (kg)	 (m)	 (m)			 KG
NAC 2 2.5 / 4m 1000kg	1000	2	2.45/5	-	3	1000
ORH 2 2.5 / 4m 700kg	700	2	2.45/5	+/- 40°	3	1300

	NAC 2 2.5 / 4m 1000kg	ORH 2 2.5 / 4m 700kg
E-RECO	921355	921358
MRT Privilege +	✓	✓

MANDATORY MACHINE EQUIPMENT: 



PLATFORM WITH DISMOUNTABLE FOPS ROOF








- Platform fitted with a dismountable FOPS -certified roof for optimal personal protection.
- Adaptability: can be used as a regular 3m slewing platform when the roof is dismounted.
- Capacity 1000kg allowing the use of heavy tools in the platform.



■ Standard handrail all around the attachment



■ 1 side access with bar

	 (kg)	 (m)			 KG
RF/P 3x1.2m 1000kg	1000	3000	+/- 90°	3	1100

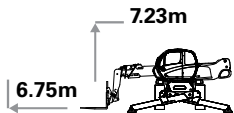
	RF/P 3x1.2m 1000kg
E-RECO	921357
MRT 2150 Privilege +	✓
MRT 2540 Privilege +	✓

MANDATORY MACHINE EQUIPMENT: 



PLATFORM RANGE

AERIAL JIB 1



- **Maximum safety in people lifting.**
- **Positive work area, 90°/ 90° basket rotation.**
- **Legally approved for 2 people.**
(platform capacity includes 2 workers).
- **Wide basket & substantial basket capacity.**

				
(kg)	(m)			KG

AERIAL JIB 1	300	2.5	180°	2	930
--------------	-----	-----	------	---	-----




Aerial Jib 1	
	739499

MRT-X Easy	✓
E-RECO	921292
MRT Easy €3B	✓
MRT Privilege +	✓
MRT 3255	✓

MANDATORY MACHINE EQUIPMENT:



AERIAL JIB 2



- **Maximum safety in people lifting.**
- **Positive and negative work area, 170°/ 170° boom rotation.**
- **Legally approved for 2 people.**
(platform capacity includes 2 workers).

				
(kg)	(m)			KG

AERIAL JIB 2	200	1.1	340°	2	1100
---------------------	------------	------------	-------------	----------	-------------



Aerial Jib 2	
	739500 *
MRT-X Easy	✓
E-RECO	921293*
MRT Easy €3B	✓
MRT Privilege +	✓
MRT 3255	✓

*Assembly kit required:
 - MRT Easy Euro B, MRT-X Easy: ref. 724380
 - MRT 2150/2540 St4: ref. 53017344
 - MRT 3255: ref. 724380

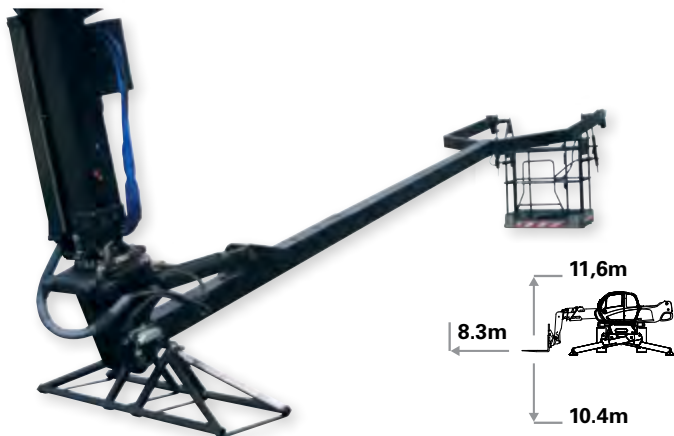
MANDATORY MACHINE EQUIPMENT:





PLATFORM RANGE

SYSTEM 3D



- **Maximum safety in people lifting.**
- **Positive and negative work area, 170°/ 170° boom rotation.**
- **Telescopic arm + negative working area allowing under-bridge operations.**
- **Legally approved for 2 people.**
(platform capacity includes 2 workers).



- **Pendular platform allows work under-bridges**



- **Safety: Boom position sensor, locking pin presence sensor**



- **Anti-slip metal floor**

(kg)	(m)			

SYSTEM 3D

200

1.1

340°

2

1100

MANDATORY MACHINE EQUIPMENT: +

	System 3D	
	739501 *	N/A
MRT-X 1440	✓	
E-RECO	921311	921312
MRT 1440 Easy €3B	✓	
MRT 1840 Easy €3B	✓	
MRT 2150 + Privilege		✓ **
MRT 2540 + Privilege		✓
MRT 3255		✓

* Reach reduced from 8365mm to 7625mm

** Cannot be transported on the machine

	Assembly kit				Transport kit
	739475	739476	741121	935116	53016823
MRT-X 1440	✓				
MRT 1440 Easy €3B	✓				
MRT 1840 Easy €3B	✓				
MRT 2150 Privilege +		✓			
MRT 2540 Privilege +			✓		
MRT 3255				✓	✓





SKIP RANGE



Concrete Skip (BB)..... **98**

Crane Skip (GL)..... **100**

CONCRETE SKIP







- *Very compact, enables work through window frames and filling with a cement mixer.*
- *Optional: hydraulic opening.*
- *Optional: flexible tube.*



- *Hitch on forks or on carriage*



- *1m Ø200mm flexible tube*

	 (L)	 (mm)	 (mm)	Hydro opening	Flexible tube	 KG
BB 500	500	1100	747			205
BBH 500 ⁽¹⁾	500	1100	747	✓		220
BBG 500	500	1100	747		✓	220
BBHG 500 ⁽¹⁾	500	1100	747	✓	✓	235

MANDATORY MACHINE EQUIPMENT: ⁽¹⁾ 

	BB 500	BBH 500	BBG 500	BBHG 500
	654409	751462	654441	751464
MT 625	✓	✓	✓	✓
MT 732	✓	✓	✓	✓
MT 732 €3B	✓			✓
MT 835	✓	✓	✓	✓
MT 932 €3B	✓			✓
MT 1030	✓	✓	✓	✓
MT 1135	✓	✓	✓	✓
MT 1235	✓	✓	✓	✓
MT 1335	✓	✓	✓	✓
MT 1435 €3B	✓			✓
MT 1440	✓	✓	✓	✓
MT 1740	✓	✓	✓	✓
MT 1840	✓	✓	✓	✓
MRT-X Easy	✓			✓
E-RECO	921269	N/A	N/A	921270
MRT Easy	✓			✓
MRT Privilege +	✓			✓



CRANE SKIP








- *Optimized shape for efficient distribution.*
- *(1): Optional: hydraulic opening.*



■ *Lifting Hoop*



■ *3 ways forks entry*

	 (L)	 (mm)	 (mm)		 KG
GL 400	400	1250	930	(1)	166
GL 600	600	1600	1055	(1)	290

MANDATORY MACHINE EQUIPMENT: ⁽¹⁾ 

	GL 400	GL 600
	174372 (1) 784629	174373 (1) 784630
MT 625	✓	✓
MT 732	✓	✓
MT 732 €3B		✓
MT 932 €3B		✓
MT 1030	✓	✓
MT 1235	✓	✓
MT 1435 €3B		✓
MT 1440	✓	✓
MT 1740	✓	✓
MT 1840	✓	✓
MRT Easy	✓	✓
MRT Privilege +	✓	✓





SWEEPER & CLEANER

RANGE



Sweeper 2 in 1 (scc) NEW	104
Pickup Sweeper (BRB)	106
High Pressure Cleaner (VHPC)	108



SKIP RANGE

NEW

SWEEPER 2 IN 1



- **Simple and efficient solution for all sweeping applications** \varnothing 520mm polyethilen brush.
- **2 in 1: sweeper-collector and side-pushing sweeper.**
- **Full hydraulic protection; no hydraulic backline required.**
- **Product designed for light and medium-duty applications.**







- **Paralelogram mounted- perfect adaptation to road profile**



- **Optional side brush** \varnothing 320mm (left or right or both sides)



- **Version «+»: reinforced wheels** \varnothing 320mm

	 (L)	 (mm)	 (mm)	 KG	Water sprayer and hydraulic swivel
SCC 2050	200	520	2050	380	No
SCC 2600	250	520	2600	450	No
SCC 2050 +	200	520	2050	385	No
SCC 2600 +	250	520	2600	455	No
SCC 2050 HWA +*	200	520	2050	480	Yes
SCC 2600 HWA +*	250	520	2600	500	Yes

* Subject to availability limitation

MANDATORY MACHINE EQUIPMENT: 

	SCC 2050	SCC 2600	SCC 2050 +	SCC 2600 +	SCC 2050 HWA + *	SCC 2600 HWA + *
	52000514	52000515	52000516	52000517	52000518*	52000519*
MLT 625	✓		✓		✓	
MLT 634		✓		✓		✓
MLT 732		✓		✓		✓
MLT 735		✓		✓		✓
MLT 741		✓		✓		✓
MLT 840		✓		✓		✓
MLT 1040		✓		✓		✓
MT 625	✓		✓		✓	
MT 732		✓		✓		✓
MT 835		✓		✓		✓
MT 932		✓		✓		✓
MT 1135		✓		✓		✓
MT 1335		✓		✓		✓

Side brushes available from Manitou's spare part department :

- left : ref. 52000520

- right : ref. 52000597



PICKUP SWEEPER



- **Sweep and pick-up in one operation.**
- **Up to 2500m² cleaned in 10 minutes.**
- **High quality sweeping.**



■ **Polyester & steel brush for perfect sweeping along walls or side walks**



■ **Interchangeable side brush (left or right)**



■ **Swivel wheels for an easy driving process**

	 (L)	 (mm)	 KG
--	---	--	--

BRB 1600	380	2000	775
BRB 2200	530	2600	925
BRB 2500	600	2900	1000

MANDATORY MACHINE EQUIPMENT:  + 

	BR 1600	BRB 2200	BRB 2500
	790313	790315	790316
MLT 625	✓		
MLT 634		✓	
MLT 735		✓	
MLT 741		✓	
MLT 840		✓	
MLT 960		✓	✓
MT 625	✓		






SWEeper & CLEANER RANGE

HIGH PRESSURE CLEANER



- *45 minutes of autonomy at 200 bar.*
- *Pressure regulation system (10 to 200 bar).*
- *Manometer as standard.*



■ *Easy to hitch on standard forks*



■ *Nozzle spray for powerful and accurate cleaning*



■ *40 meter hose reel*

			
(L)	(mm)	(mm)	KG
VHPC 600	600	1451	1520
			240



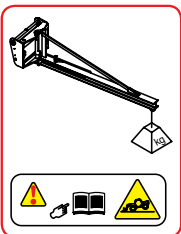
VHPC 600	
790335	
MLT 634	✓
MLT 735	✓
MLT 741	✓
MLT 840	✓
MLT 1040	✓

MANDATORY MACHINE EQUIPMENT:



WINCH

RANGE



Hydraulic Winch (WINCH) 110

Heavy Duty Hydraulic Winch (WINCH) 112

HYDRAULIC WINCH









- **Oil immersed negative brake for low running costs.**
- **Double line pull winch for an ideal mix between pulling effort & speed**
(except winch 3t TD- direct hook mount).
- **Standard cable guide for easy operations.**



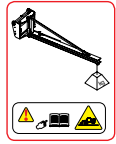
- **End of cable/ hook upper position automatic movement stop**



- **Safety: homologated self locking swivel hook**

	 (kg)	 (mm)	 (m)	 (mm)	 (m/min)	 KG
WINCH 3T	3000	763	49	24	24	395
WINCH 3T MRT 3255	3000	763	70	33	24	395
WINCH 3T TD	3000	839	48	46	48	480
WINCH 4T	4000	838	51	24	21.5	510
WINCH 5T	5000	838	51	24	21.5	510
WINCH 7.2 T	7200	638	76	36	19,4	700

MANDATORY MACHINE EQUIPMENT:  + 



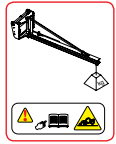
	Winch 3T	Winch 3T TD	Winch 4T	Winch 5T	Winch 7.2 T
	885236	N/A	N/A	N/A	N/A
MT 835	✓				
MT 1135	✓				
MT 1335	✓				
MT 1440	✓				
MT 1840	✓				
	885236	N/A	711933	N/A	N/A
MRT-X Easy	✓		✓		
E-RECO	921337	939111	921338	921341	934500
MRT Easy €3B	✓		✓		
MRT Privilege +	✓		✓	✓	
MRT 3255	✓ = 939393	✓		✓ = 939109	✓





WINCH RANGE







HEAVY DUTY HYDRAULIC WINCH



- Oil immersed negative break for low running costs.
- Double/quadruple line pull.
- Standard cable guide for easy operations.
- End of cable/hook upper position automatic movement stop.



- Safety: homologated self locking swivel hook

	 (kg)	 (mm)	 (m)	 (mm)	 (m/min)	 KG
WINCH 8T	8000	975	60	14	20	850
WINCH 9T	9000	975	30	14	22.5	850
WINCH 13T	13000	975	60	14	21.5	1185
WINCH 18T	18000	1043	60	14	12	1550
WINCH 23T	22000	1043	60	14	12	1550

	Winch 8T	Winch 9T	Winch 13T	Winch 18T	Winch 23T
	882842	N/A	N/A	N/A	N/A
MHT-X 780	✓				
E•RECO	N/A	939030	939234	939328	939329
MHT 790		✓			
MHT 1490		✓			
MHT 10130			✓		
MHT 10180				✓	
MHT 10230					✓

MANDATORY MACHINE EQUIPMENT:  + 

MINING

OIL & GAS SOLUTIONS



Slim Tyre Handlers (TH).....	114
Tyre Handlers (TH).....	116
Cylinder Handlers (CH).....	118
Pipe Handler (PH).....	120
Tunneling Platform.....	121
Underground Mining Platform.....	122

SLIM TYRE HANDLER



- **Compact clamp with fork-based slim design to remove tyres even when the access is limited.**
- **Integrated side shift 100mm/100mm & 360° clamp rotation.**
- **Forks covered with anti-slip material.**

	 (kg)	 (mm) min/max	
TH 33 / 2000 S	2000	500 / 2100	4
TH 35 / 2900 S	2900	650 / 2650	4




MANDATORY MACHINE EQUIPMENT:






	TH 33 / 2000 S	TH 35 / 2900 S
E-RECO	939039	939040
MHT 790	✓	✓
MHT 1490	✓	✓
MHT-X 780	✓	✓
MHT-X 860	✓	✓
MLT 845	✓	✓
MLT (X)	Consult us	Consult us
MT (X)	Consult us	Consult us



TYRE HANDLER



- **Wide range of tyre handlers to fit all tyre types.**
- **Up to 8 combined movements- works like human wrist.**
- **Maximum safety: fall prevention arms, 3B6 compliant system etc.**

	 (kg)	 (mm) min/max	 KG
TH 49 / 2500	2500	1200 / 3100	1500
TH 51 / 3500	3500	1200 / 3400	3300
TH 57 / 6000*	6000	1300 / 3800	4300
TH 63 / 9300*	9300	1580 / 4170	4500
TH 63 / 12000*	12000	600 / 4200	5260
TH 63 / 16300	16300	600 / 4200	7800

MANDATORY MACHINE EQUIPMENT: 

* = 

	TH 49 / 2500	TH 51 / 3500	TH 57 / 6000	TH 63 / 9300	TH 63 / 12000	TH 63 / 16300
	914600	884898 911969**	N/A	N/A	915250	53000175
MHT 14350	✓				Consult us	✓
MHT-X 780	✓	✓				
MHT-X 860	✓	✓				
MLT 845	✓					
E-RECO	914600	911969	939237	929330	929331	N/A
MHT 790	✓	✓				
MHT 1490	✓	✓				
MHT 10130		✓	✓			
MHT 10180			✓	✓	Reduced capacity	
MHT 10230			✓	✓	✓	




** Australia only



CYLINDER HANDLER



- **Complete range of cylinder handlers.**
- **6 combined movements for more accuracy.**
- **2 types of cylinder gripping systems for more adaptability: clamps (CH 10) or cables (CH 4).**

	 (kg)	 (mm) min/max	 KG
CH 4	4000	250 / 530	1850
CH 10*	10500	0 / 630	3500



MANDATORY MACHINE EQUIPMENT:



	CH 4	CH 10
	906450 911968**	N/A
MHT 14350		Consult us
MHT-X 780	✓	
MHT-X 860	✓	
E-RECO	911968	939239
MHT 790	✓	
MHT 1490	✓	
MHT 10130	✓	✓ - reduced capacity
MHT 10180	✓	✓ - reduced capacity
MHT 10230	✓	✓

** Australia only




PIPE HANDLER







- **Increases working safety & output on all pipe-handling applications.**
- **Separated control of grapple & tine pads- more accuracy.**
- **Increase polyvalence: can be used to handle pallets.**
- **Fork thickness: 120mm (90mm version available upon request- capacity reduced to 10t).**



- **Mobile grapple with hydraulic tine pads- perfect pipe grip**



- **2 fork modes: floating or fixed**

	 (kg)	 (mm)	 (mm)	 KG
PH 2500 / 14000	14000	2400	2500	3800
PH 2500 / 14000				
E-RECO	939332			
MHT 10180			✓	
MHT 10230			✓	

MANDATORY MACHINE EQUIPMENT: 

TUNNELING PLATFORM








- Platform designed for tunneling applications.
- Platform fitted with a FOPS-certified roof for optimal personal protection.
- Protected elevated position- no unsafe climbing on the platform required to work above the FOPS roof.
- Capacity 1000 kg allowing the use of heavy tools in the platform.



■ FOPS roof for a maximum protection



■ Protected elevated working position- safe work above the roof

	 (kg)	 (mm)			
«GALLERY» PLATFORM	1000	1800	+/-90°	3	730

«Gallery» platform	
E-RECO	921356
MHT 790	✓
MHT 1490	✓
MRT Easy €3B	✓
MRT Privilege +	✓





MANDATORY MACHINE EQUIPMENT: 



UNDERGROUND MINING PLATFORM



- **Robust & shielded structure with multiple protective bumpers.**
- **Maximal safety in people lifting.**
- **Substantial lifting capacity.**
- **Legally approved for 3 people.**
- **Plain (PF) or meshed floor.**

	 (kg)	 (mm)		 KG
Mining fixed basket 2x1.5 ZN 1200kg (meshed floor)	1200	2000	3	1020
Mining fixed basket 2x1.5 ZN 1200kg PF (plain floor)	1200	2000	3	1020

MANDATORY MACHINE EQUIPMENT: 

	Mining fixed basket 2x1.5 ZN 1200kg (Meshed Floor)	Mining fixed basket 2x1.5 ZN 1200kg PF (Plain Floor)
	914730	939701
MHT 780	✓	✓
MRT Privilege +	Consult us	Consult us
MT 1440	Consult us	Consult us
MT 1840	Consult us	Consult us
MT-X 1030	Consult us	Consult us
E-RECO	939052	N/A
MHT 790	✓	
MHT 1490	✓	
E-RECO	939243 *	939244 *
MHT 10130		
MHT 10180		
MHT 10230		

* E-reco mandatory





E-Reco, an attachment recognition system for greater simplicity

Manitou is offering, as standard, the attachment-recognition system on its new-generation of rotary telescopic trucks MRT EASY and MRT PRIVILEGE +.

The system uses RFID radio-identification technology, very widely used in industry and retail.

This autonomous technique can remotely recover and record data. The machine detects the attachment at the head of the boom, analyses its data and directly proposes the corresponding working configuration (working envelope + movement speed + safety).

This technology provides the load chart in real time, taking into account the rotation angle of the turret and the position of the machine's stabilisers and in accordance with the mobile crane standard.



NOTES

A series of horizontal dotted lines for writing notes.

TABLE SYMBOL

	No predisposition required
	Load capacity
	Clamp capacity
	Grab capacity
	Hook capacity
	Capacity
	Platform capacity (including workers)
	Working width
	Height
	Forward reach / depth
	Fork spread
	Side shift
	Fork length
	Number of people (legally approved)
	Slewing
	Number of teeth
	Teeth and/or tines

	Option
	Speed
	Cable length
	Diameter
	Empty weight
	Round bale
	Square bale
	Wrapped bale
	Hydraulic line
	Return piping to hydraulic oil tank
	Electric predisposition
	Platform predisposition
	Tyre handler, cylinder handler predisposition
	Suspended load read user manual
	Machine equipped with attachment recognition system



Agriculture



Construction



Industry

Your nearest **MANITOU** dealer:

This brochure describes versions and configuration options for MANITOU products which may be fitted with different equipment. The equipment described in this brochure may be standard, optional or not available depending on version. MANITOU reserves the right to change the specifications shown and described at any time and without prior warning. The manufacturer is not liable for the specifications given. For more information, contact your MANITOU dealer. Non-contractual document. Product descriptions may differ from actual products. List of specifications is not comprehensive. The logos and visual identity of the company are the property of MANITOU and may not be used without authorisation. All rights reserved. The photos and diagrams contained in this brochure are provided for information only. MANITOU BF SA - Limited company with board of directors - Share capital: 39,547,824 euros - 857 802 508 RCS Nantes



Head office:

B.P. 249 - 430 rue de l'Aubinière - 44158 Ancenis Cedex - France

Tel: 00 33 (0)2 40 09 10 11 - Fax: 00 33 (0)2 40 09 10 97

www.manitou.com



facebook.com/manitou.official